

TRANSTECNO[®]
the modular gearmotor

ACP



Small but Strong

ACP

Motoriduttori CA epicicloidali AC planetary gearmotors

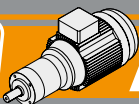




Indice	Index	Pag. Page
Caratteristiche tecniche	<i>Technical features</i>	D2
Designazione	<i>Classification</i>	D2
Versioni	<i>Versions</i>	D2
Simbologia	<i>Symbols</i>	D2
Lubrificazione	<i>Lubrication</i>	D3
Carichi radiali	<i>Radial loads</i>	D3
Rapporti	<i>Ratios</i>	D4
Dati tecnici	<i>Technical data</i>	D5
Motori applicabili	<i>IEC Motor adapters</i>	D12
Dimensioni	<i>Dimensions</i>	D13

Questa sezione annulla e sostituisce ogni precedente edizione o revisione. Qualora questa sezione non Vi sia giunta in distribuzione controllata, l'aggiornamento dei dati ivi contenuto non è assicurato. **In tal caso la versione più aggiornata è disponibile sul nostro sito internet www.transtecno.com**

This section replaces any previous edition and revision. If you obtained this catalogue other than through controlled distribution channels, the most up to date content is not guaranteed. In this case the latest version is available on our web site www.transtecno.com



Caratteristiche tecniche

Technical features

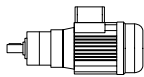
Le caratteristiche principali dei motoriduttori epicicloidali della serie ACP sono:

The main features of ACP planetary gearmotors range are:

- Alimentazione in corrente alternata trifase;
 - Ingresso ed uscita coassiali;
 - Design compatto;
 - Lubrificazione permanente a grasso;
 - Possono essere installati in qualunque posizione di montaggio
- *Threephase power supply;*
 - *Coaxial arrangement of the input and output;*
 - *Compact design;*
 - *Permanent grease long life lubrication;*
 - *Can be installed in all mounting positions.*

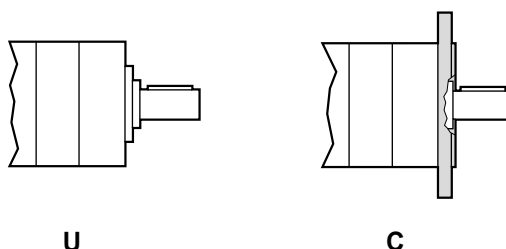
Designazione

Classification

MOTORIDUTTORE / GEARMOTOR								
ACP	712/81					2	C	34.97
Tipo Type	Grandezza Size					Stadi riduttore Gearbox stages	Versione riduttore Gearbox Version	Rapporto Ratio
	56.../52	63.../62	71.../72	80.../81	90.../120	1	U	Vedere tabella See tables
	56.../62	63.../72	71.../81	80.../105		2	C80	
	56.../72	63.../81	71.../105	80.../120		3	C90	
	56.../81	63.../105	71.../120				C105	
	56.../105	63.../120					C120	
56.../120						C140		
							C160	

Versioni

Versions



Simbologia

Symbols

n_1	[min ⁻¹]	Velocità in ingresso / <i>Input speed</i>	sf	Fattore di servizio / <i>Service factor</i>
n_2	[min ⁻¹]	Velocità in uscita / <i>Output speed</i>	Rd	% Rendimento dinamico / <i>Dynamic efficiency</i>
i		Rapporto di riduzione / <i>Ratio</i>	A_2	[N] Carico assiale ammissibile in uscita / <i>Permitted output axial load</i>
P_1	[kW]	Potenza in entrata / <i>Input power</i>	R_2	[N] Carico radiale ammissibile in uscita / <i>Permitted output radial load</i>
M_2	[Nm]	Coppia in uscita in funzione di P_1 / <i>Output torque referred to P_1</i>		

Lubrificazione

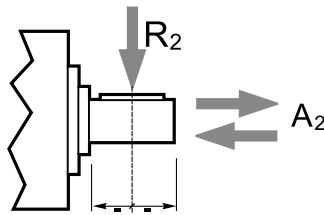
Lubrication

I motoriduttori epicicloidali sono lubrificati in modo permanente, non richiedono quindi ulteriore manutenzione. Questo gli consente di essere installati praticamente ovunque. La temperatura ambiente di funzionamento consentita va da -50°C a + 40 °C; per applicazioni particolari, possono essere adottate misure per raggiungere livelli di temperatura maggiori.

Planetary gearmotors are life-time lubricated with grease, therefore they are maintenance free. They can be installed in any location. The environmental temperature range is from -50 °C up to +40°C; for special applications, measures can be taken for higher temperature range.

Carichi radiali

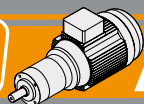
Radial loads



Numero di stadi N° of stages	Carichi Radiali R ₂ [N] / Radial Load R ₂ [N]					
	P52	P62	P72	P81	P105	P120
1	200	240	320	400	600	600
2	320	360	480	600	900	900
3	450	520	760	1000	1500	1500

Numero di stadi N° of stages	Carichi Assiali A ₂ [N] / Axial Load A ₂ [N]					
	P52	P62	P72	P81	P105	P120
1	60	70	70	80	120	120
2	100	100	100	120	180	180
3	150	150	160	200	300	300

ACP

**ACP****MOTORIDUTTORI CA EPICICLOIDALI**
*AC PLANETARY GEARMOTORS***Rapporti****Ratios**

Numero di stadi N° of stages	Per tutte le grandezze di riduttori della serie P For all gearbox sizes of P range
	Rapporti / Ratios
1	3.70
	4.28*
	5.18*
	6.75
2	13.73
	15.88*
	18.36*
	19.20*
	22.20*
	25.01
	26.85*
	28.93*
	34.97*
	45.56
3	50.89
	58.85*
	68.06*
	71.16*
	78.71*
	92.70
	95.17*
	99.50*
	107.20*
	115.07*
	123.97*
	129.62*
	139.13*
	149.90*
	168.84
	181.24*
195.26*	
236.09*	
307.54	

Rapporti preferenziali
Preferred ratios

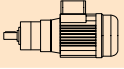
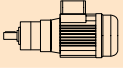
	Rapporti preferenziali / Preferred ratios
--	---

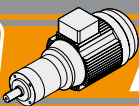
* Rapporto non disponibile su grandezza P120 / Ratio not available on size P120

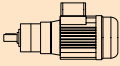
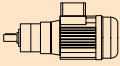
Disponibile a 4 stadi con rapporti fino a 2076 / Available 4 stages with ratio up to 2076

Dati tecnici

Technical data

P ₁ [W]	n ₂ [min ⁻¹]	M ₂ [Nm]	sf	i		P ₁ [W]	n ₂ [min ⁻¹]	M ₂ [Nm]	sf	i			
0.06						0.09							
(1400 min ⁻¹)	378	1.2	4.2	3.70	5614/521	(1400 min ⁻¹)	378	1.8	2.8	3.70	5624/521		
	327	1.4	3.6	4.28			327	2.1	2.4	4.28			
	270	1.7	3.0	5.18			270	2.5	2.0	5.18			
	207	2.2	2.3	6.75			207	3.3	1.5	6.75			
	102	4.2	3.6	13.73	5614/522		102	6.3	2.4	13.73	5624/522		
	88.2	4.9	3.1	15.88			88.2	7.3	2.1	15.88			
	76.3	5.6	2.7	18.36			76.3	8.4	1.8	18.36			
	72.9	5.9	2.6	19.20			72.9	8.8	1.7	19.20			
	63.1	6.8	2.2	22.20			63.1	10	1.5	22.20			
	56.0	7.7	2.0	25.01			56.0	11	1.3	25.01			
	52.1	8.3	1.8	26.85			52.1	12	1.2	26.85			
	48.4	8.9	1.7	28.93			48.4	13	1.1	28.93			
	40.0	11	1.4	34.97			40.0	16	0.9	34.97			
	30.7	14	1.1	45.56			30.7	21	0.7	45.56			
	27.5	15	2.2	50.89		5614/523		27.5	22	1.5		50.89	5624/523
	23.8	17	1.9	58.85				23.8	25	1.3		58.85	
	20.6	20	1.6	68.06			20.6	29	1.1	68.06			
	19.7	20	1.5	71.16			19.7	30	1.0	71.16			
	17.8	23	1.4	78.71			17.8	34	0.9	78.71			
	15.1	27	1.2	92.70			15.1	40	0.8	92.70			
	14.7	27	1.2	95.17			14.7	41	0.8	95.17			
	14.1	29	1.1	99.50			14.1	42	0.7	99.50			
	13.1	31	1.0	107.20			13.1	46	0.7	107.20			
	12.2	33	1.0	115.07			72.9	8.8	3.6	19.20		5624/622	
	11.3	36	0.9	123.97			63.1	10	3.1	22.20			
	10.8	37	0.9	129.62			56.0	11	2.8	25.01			
	10.1	40	0.8	139.13			52.1	12	2.6	26.85			
	9.3	43	0.7	149.90			48.4	13	2.4	28.93			
	8.3	48	0.7	168.84			40.0	16	2.0	34.97			
	48.4	8.9	3.6	28.93		5614/622	30.7	21	1.5	45.56			
	40.0	11	2.9	34.97			27.5	22	2.9	50.89	5624/623		
	30.7	14	2.3	45.56			23.8	25	2.5	58.85			
	27.5	15	4.3	50.89			20.6	29	2.2	68.06			
	23.8	17	3.7	58.85	5614/623		19.7	30	2.1	71.16			
	20.6	20	3.2	68.06			17.8	34	1.9	78.71			
	19.7	20	3.1	71.16			15.1	40	1.6	92.70			
	17.8	23	2.8	78.71			14.7	41	1.6	95.17			
	15.1	27	2.4	92.70			14.1	42	1.5	99.50			
	14.7	27	2.3	95.17			13.1	46	1.4	107.20			
	14.1	29	2.2	99.50			12.2	49	1.3	115.07			
	13.1	31	2.1	107.20			11.3	53	1.2	123.97			
	12.2	33	1.9	115.07			10.8	55	1.1	129.62			
	11.3	36	1.8	123.97			10.1	59	1.1	139.13			
	10.8	37	1.7	129.62			9.3	64	1.0	149.90			
	10.1	40	1.6	139.13			8.3	72	0.9	168.84			
	9.3	43	1.5	149.90			8.3	77	0.8	181.24			
	8.3	48	1.3	168.84			7.7	83	0.8	195.26			
	7.7	52	1.2	181.24			7.2						
	7.2	56	1.1	195.26			5.9	68	0.9	236.09			
	5.9	68	0.9	236.09			4.6	88	0.7	307.54			
	4.6	88	0.7	307.54			15.1	40	2.7	92.70		5624/723	
	8.3	48	2.2	168.84			14.7	41	2.6	95.17			
	7.7	52	2.0	181.24			14.1	42	2.5	99.50			
	7.2	56	1.9	195.26	5614/723		13.1	46	2.3	107.20			
	5.9	68	1.6	236.09			12.2	49	2.2	115.07			
	4.6	88	1.2	307.54			11.3	53	2.0	123.97			
	4.6	88	1.2	307.54			10.8	55	1.9	129.62			

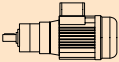
**ACP****MOTORIDUTTORI CA EPICICLOIDALI**
AC PLANETARY GEARMOTORS**Dati tecnici****Technical data**

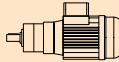
P₁ [W]	n₂ [min ⁻¹]	M₂ [Nm]	sf	i		P₁ [W]	n₂ [min ⁻¹]	M₂ [Nm]	sf	i	
0.09						0.12					
(1400 min ⁻¹)	10.1	59	1.8	139.13	5624/723	(1400 min ⁻¹)	10.1	79	1.3	139.13	6314/723
	9.3	64	1.7	149.90			9.3	85	1.3	149.90	
	8.3	72	1.5	168.84			8.3	96	1.1	168.84	
	7.7	77	1.4	181.24			7.7	103	1.0	181.24	
	7.2	83	1.3	195.26			7.2	111	1.0	195.26	
	5.9	101	1.1	236.09			5.9	134	0.8	236.09	
	4.6	131	0.8	307.54			4.6	152*	0.7	307.54	
	8.3	72	2.1	168.84	5624/813	15.1	53	2.9	92.70	6314/813	
	7.7	77	2.0	181.24			14.7	54	2.8		95.17
	7.2	83	1.8	195.26			14.1	56	2.7		99.50
	5.9	101	1.5	236.09			13.1	61	2.5		107.20
	4.6	131	1.2	307.54			12.2	65	2.3		115.07
0.12						0.12					
(1400 min ⁻¹)	378	2.4	4.2	3.70	6314/621	(1400 min ⁻¹)	10.1	79	1.9	139.13	6314/1053
	327	2.8	3.7	4.28			9.3	85	1.8	149.90	
	270	3.4	3.0	5.18			8.3	96	1.6	168.84	
	207	4.4	2.3	6.75			7.7	103	1.5	181.24	
	102	8.3	3.8	13.73	6314/622	7.2	111	1.4	195.26		
	88.2	9.6	3.3	15.88			5.9	134	1.1	236.09	
	76.3	11	2.8	18.36			4.6	174	0.9	307.54	
	72.9	12	2.7	19.20			8.3	96	2.6	168.84	
	63.1	13	2.3	22.20			7.7	103	2.4	181.24	
	56.0	15	2.1	25.01			7.2	111	2.2	195.26	
	52.1	16	1.9	26.85			5.9	134	1.8	236.09	
	48.4	18	1.8	28.93			4.6	174	1.4	307.54	
	40.0	21	1.5	34.97			8.3	96	2.6	168.84	
	30.7	28	1.1	45.56			7.7	103	2.4	181.24	
	27.5	29	2.2	50.89		6314/623	7.2	111	2.2	195.26	
	23.8	33	1.9	58.85				5.9	134	1.8	236.09
	20.6	39	1.6	68.06				4.6	174	1.4	307.54
	19.7	40	1.6	71.16				8.3	96	2.6	168.84
	17.8	45	1.4	78.71				7.7	103	2.4	181.24
	15.1	53	1.2	92.70			7.2	111	2.2	195.26	
	14.7	54	1.2	95.17			5.9	134	1.8	236.09	
	14.1	56	1.1	99.50			4.6	174	1.4	307.54	
	13.1	61	1.0	107.20			8.3	96	2.6	168.84	
	12.2	65	1.0	115.07			7.7	103	2.4	181.24	
	11.3	70	0.9	123.97	6314/723	7.2	111	2.2	195.26		
	10.8	73	0.9	129.62			5.9	134	1.8	236.09	
	10.1	79	0.8	139.13			4.6	174	1.4	307.54	
	9.3	85	0.7	149.90			8.3	96	2.6	168.84	
	8.3	96	0.7	168.84			7.7	103	2.4	181.24	
	27.5	29	3.7	50.89			7.2	111	2.2	195.26	
	23.8	33	3.2	58.85			5.9	134	1.8	236.09	
	20.6	39	2.8	68.06			4.6	174	1.4	307.54	
	19.7	40	2.6	71.16			8.3	96	2.6	168.84	
	17.8	45	2.4	78.71			7.7	103	2.4	181.24	
	15.1	53	2.0	92.70		7.2	111	2.2	195.26		
	14.7	54	2.0	95.17		5.9	134	1.8	236.09		
	14.1	56	1.9	99.50		4.6	174	1.4	307.54		
	13.1	61	1.7	107.20		8.3	96	2.6	168.84		
	12.2	65	1.6	115.07		7.7	103	2.4	181.24		
	11.3	70	1.5	123.97		7.2	111	2.2	195.26		
	10.8	73	1.4	129.62		5.9	134	1.8	236.09		
	27.5	29	3.7	50.89	6314/723	4.6	174	1.4	307.54		
	23.8	33	3.2	58.85			8.3	96	2.6	168.84	
	20.6	39	2.8	68.06			7.7	103	2.4	181.24	
	19.7	40	2.6	71.16			7.2	111	2.2	195.26	
	17.8	45	2.4	78.71			5.9	134	1.8	236.09	
	15.1	53	2.0	92.70			4.6	174	1.4	307.54	
	14.7	54	2.0	95.17			8.3	96	2.6	168.84	
	14.1	56	1.9	99.50			7.7	103	2.4	181.24	
	13.1	61	1.7	107.20			7.2	111	2.2	195.26	
	12.2	65	1.6	115.07			5.9	134	1.8	236.09	
	11.3	70	1.5	123.97		4.6	174	1.4	307.54		
	10.8	73	1.4	129.62		8.3	96	2.6	168.84		
	27.5	29	3.7	50.89	6314/723	7.7	103	2.4	181.24		
	23.8	33	3.2	58.85			7.2	111	2.2	195.26	
	20.6	39	2.8	68.06			5.9	134	1.8	236.09	
	19.7	40	2.6	71.16			4.6	174	1.4	307.54	
	17.8	45	2.4	78.71			8.3	96	2.6	168.84	
	15.1	53	2.0	92.70			7.7	103	2.4	181.24	
	14.7	54	2.0	95.17			7.2	111	2.2	195.26	
	14.1	56	1.9	99.50			5.9	134	1.8	236.09	
	13.1	61	1.7	107.20			4.6	174	1.4	307.54	
	12.2	65	1.6	115.07			8.3	96	2.6	168.84	
	11.3	70	1.5	123.97		7.7	103	2.4	181.24		
	10.8	73	1.4	129.62		7.2	111	2.2	195.26		
	27.5	29	3.7	50.89	6314/723	5.9	134	1.8	236.09		
	23.8	33	3.2	58.85			4.6	174	1.4	307.54	
	20.6	39	2.8	68.06			8.3	96	2.6	168.84	
	19.7	40	2.6	71.16			7.7	103	2.4	181.24	
	17.8	45	2.4	78.71			7.2	111	2.2	195.26	
	15.1	53	2.0	92.70			5.9	134	1.8	236.09	
	14.7	54	2.0	95.17			4.6	174	1.4	307.54	
	14.1	56	1.9	99.50			8.3	96	2.6	168.84	
	13.1	61	1.7	107.20			7.7	103	2.4	181.24	
	12.2	65	1.6	115.07			7.2	111	2.2	195.26	
	11.3	70	1.5	123.97		5.9	134	1.8	236.09		
	10.8	73	1.4	129.62		4.6	174	1.4	307.54		

* Coppia limitata / Limited torque

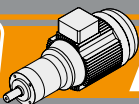
Dati tecnici

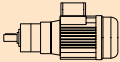
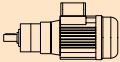
Technical data

P ₁ [W]	n ₂ [min ⁻¹]	M ₂ [Nm]	sf	i	
0.18					
(1400 min ⁻¹)	72.9	18	2.9	19.20	6324/722
	63.1	21	2.5	22.20	
	56.0	24	2.2	25.01	
	52.1	25	2.1	26.85	
	48.4	27	1.9	28.93	
	40.0	33	1.6	34.97	6324/723
	30.7	43	1.2	45.56	
	27.5	45	2.4	50.89	
	23.8	52	2.0	58.85	
	20.6	60	1.8	68.06	
	19.7	63	1.7	71.16	
	17.8	69	1.5	78.71	
	15.1	82	1.3	92.70	
	14.7	84	1.3	95.17	
	14.1	88	1.2	99.50	
	13.1	95	1.1	107.20	6324/813
	12.2	101	1.0	115.07	
	11.3	109	1.0	123.97	
	10.8	114	0.9	129.62	
	10.1	123	0.9	139.13	
	9.3	132	0.8	149.90	
	8.3	149	0.7	168.84	
	20.6	60	2.5	68.06	
	19.7	63	2.4	71.16	
	17.8	69	2.2	78.71	
	15.1	82	1.9	92.70	6324/1053
	14.7	84	1.8	95.17	
	14.1	88	1.7	99.50	
	13.1	95	1.6	107.20	
	12.2	101	1.5	115.07	
	11.3	109	1.4	123.97	
	10.8	114	1.3	129.62	
	10.1	123	1.2	139.13	
	9.3	132	1.1	149.90	
	8.3	149	1.0	168.84	
	7.7	160	1.0	181.24	6324/1203
	7.2	172	0.9	195.26	
	5.9	208	0.7	236.09	
	4.6	217*	0.7	307.54	
	15.1	82	3.0	92.70	
	14.7	84	2.9	95.17	
	14.1	88	2.8	99.50	
	13.1	95	2.6	107.20	
	12.2	101	2.4	115.07	
	11.3	109	2.3	123.97	
	10.8	114	2.2	129.62	
	10.1	123	2.0	139.13	
	9.3	132	1.9	149.90	
	8.3	149	1.7	168.84	
	7.7	160	1.5	181.24	
	7.2	172	1.4	195.26	
	5.9	208	1.2	236.09	
	4.6	271	0.9	307.54	
	8.3	149	2.6	168.84	
	4.6	271	1.4	307.54	

P ₁ [W]	n ₂ [min ⁻¹]	M ₂ [Nm]	sf	i	
0.25					
(1400 min ⁻¹)	378	5.0	2.0	3.70	6334/621
	327	5.8	1.7	4.28	
	270	7.0	1.4	5.18	
	207	9.2	1.1	6.75	
	102	18	1.8	13.73	6334/622
	88.2	20	1.6	15.88	
	76.3	23	1.4	18.36	
	72.9	24	1.3	19.20	
	63.1	28	1.1	22.20	
	56.0	32	1.0	25.01	
	52.1	34	0.9	26.85	6334/623
	48.4	37	0.9	28.93	
	40.0	45	0.7	34.97	
	27.5	61	1.0	50.89	
	23.8	70	0.9	58.85	
	20.6	81	0.8	68.06	
	19.7	85	0.7	71.16	6334/721
	17.8	90*	0.7	78.71	
	15.1	90*	0.7	92.70	
	378	5.0	3.5	3.70	
	327	5.8	3.0	4.28	6334/722
	270	7.0	2.5	5.18	
	207	9.2	1.9	6.75	
	102	18	3.0	13.73	
	88.2	20	2.6	15.88	6334/723
	76.3	23	2.3	18.36	
	72.9	24	2.2	19.20	
	63.1	28	1.9	22.20	
	56.0	32	1.7	25.01	
	52.1	34	1.6	26.85	
	48.4	37	1.4	28.93	
	40.0	45	1.2	34.97	
	30.7	58	0.9	45.56	
	27.5	61	1.8	50.89	
	23.8	70	1.5	58.85	
	20.6	81	1.3	68.06	
	19.7	85	1.3	71.16	
	17.8	94	1.1	78.71	
	15.1	110	1.0	92.70	
	14.7	113	0.9	95.17	
	14.1	118	0.9	99.50	
	13.1	128	0.8	107.20	
	12.2	137	0.8	115.07	
	11.3	148	0.7	123.97	
	10.8	154	0.7	129.62	
	56.0	32	2.4	25.01	6334/812
	52.1	34	2.2	26.85	
	48.4	37	2.1	28.93	
	40.0	45	1.7	34.97	
	30.7	58	1.3	45.56	

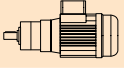
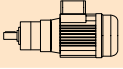
* Coppia limitata / Limited torque

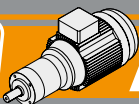
**ACP****MOTORIDUTTORI CA EPICICLOIDALI**
AC PLANETARY GEARMOTORS**Dati tecnici****Technical data**

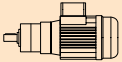
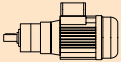
P_1 [W]	n_2 [min ⁻¹]	M_2 [Nm]	sf	i		P_1 [W]	n_2 [min ⁻¹]	M_2 [Nm]	sf	i	
0.25						0.25					
(1400 min ⁻¹)	27.5	61	2.5	50.89	6334/813	(1400 min ⁻¹)	27.5	61	1.8	50.89	7114/723
	23.8	70	2.2	58.85			23.8	70	1.5	58.85	
	20.6	81	1.9	68.06			20.6	81	1.3	68.06	
	19.7	85	1.8	71.16			19.7	85	1.3	71.16	
	17.8	94	1.6	78.71			17.8	94	1.1	78.71	
	15.1	110	1.4	92.70			15.1	110	1.0	92.70	
	14.7	113	1.3	95.17			14.7	113	0.9	95.17	
	14.1	118	1.3	99.50			14.1	118	0.9	99.50	
	13.1	128	1.2	107.20			13.1	128	0.8	107.20	
	12.2	137	1.1	115.07			12.2	137	0.8	115.07	
	11.3	148	1.0	123.97			11.3	148	0.7	123.97	
	10.8	154	1.0	129.62			10.8	154	0.7	129.62	
	10.1	166	0.9	139.13							
	9.3	178	0.9	149.90			56.0	32	2.4	25.01	7114/812
	8.3	201	0.8	168.84			52.1	34	2.2	26.85	
	7.7	216	0.7	181.24			48.4	37	2.1	28.93	
	7.2	232	0.7	195.26			40.0	45	1.7	34.97	
							30.7	58	1.3	45.56	
	20.6	81	3.0	68.06	6334/1053						
	19.7	85	2.9	71.16			27.5	61	2.5	50.89	7114/813
	17.8	94	2.6	78.71			23.8	70	2.2	58.85	
	15.1	110	2.2	92.70			20.6	81	1.9	68.06	
	14.7	113	2.2	95.17			19.7	85	1.8	71.16	
	14.1	118	2.1	99.50			17.8	94	1.6	78.71	
	13.1	128	1.9	107.20			15.1	110	1.4	92.70	
	12.2	137	1.8	115.07			14.7	113	1.3	95.17	
	11.3	148	1.7	123.97			14.1	118	1.3	99.50	
	10.8	154	1.6	129.62			13.1	128	1.2	107.20	
	10.1	166	1.5	139.13			12.2	137	1.1	115.07	
	9.3	178	1.4	149.90			11.3	148	1.0	123.97	
	8.3	201	1.2	168.84			10.8	154	1.0	129.62	
	7.7	216	1.1	181.24			10.1	166	0.9	139.13	
	7.2	232	1.1	195.26			9.3	178	0.9	149.90	
	5.9	281	0.9	236.09			8.3	201	0.8	168.84	
	4.6	366	0.7	307.54			7.7	216	0.7	181.24	
							7.2	232	0.7	195.26	
	15.1	110	3.4	92.70	6334/1203						
	8.3	201	1.9	168.84			20.6	81	3.0	68.06	7114/1053
	4.6	366	1.0	307.54			19.7	85	2.9	71.16	
							17.8	94	2.6	78.71	
	378	5.0	3.5	3.70	7114/721		15.1	110	2.2	92.70	
	327	5.8	3.0	4.28			14.7	113	2.2	95.17	
	270	7.0	2.5	5.18			14.1	118	2.1	99.50	
	207	9.2	1.9	6.75			13.1	128	1.9	107.20	
							12.2	137	1.8	115.07	
	102	18	3.0	13.73	7114/722		11.3	148	1.7	123.97	
	88.2	20	2.6	15.88			10.8	154	1.6	129.62	
	76.3	23	2.3	18.36			10.1	166	1.5	139.13	
	72.9	24	2.2	19.20			9.3	178	1.4	149.90	
	63.1	28	1.9	22.20			8.3	201	1.2	168.84	
	56.0	32	1.7	25.01			7.7	216	1.1	181.24	
	52.1	34	1.6	26.85			7.2	232	1.1	195.26	
	48.4	37	1.4	28.93			5.9	281	0.9	236.09	
	40.0	45	1.2	34.97			4.6	366	0.7	307.54	
	30.7	58	0.9	45.56							

Dati tecnici

Technical data

P ₁ [W]	n ₂ [min ⁻¹]	M ₂ [Nm]	sf	i		P ₁ [W]	n ₂ [min ⁻¹]	M ₂ [Nm]	sf	i		
0.25						0.37						
(1400 min ⁻¹)	15.1	110	3.4	92.70	7114/1203	(1400 min ⁻¹)	56.0	47	2.8	25.01	7124/1052	
	8.3	201	1.9	168.84			52.1	51	2.6	26.85		
	4.6	366	1.0	307.54			48.4	55	2.4	28.93		
							40.0	66	2.0	34.97		
							30.7	86	1.5	45.56		
0.37						0.37						
(1400 min ⁻¹)	378	7.5	2.4	3.70	7124/721		27.5	90	2.7	50.89	7124/1053	
	327	8.6	2.1	4.28			23.8	104	2.4	58.85		
	270	10	1.7	5.18			20.6	120	2.1	68.06		
	207	14	1.3	6.75			19.7	126	2.0	71.16		
	102	26	2.0	13.73	7124/722		17.8	139	1.8	78.71		
	88.2	30	1.8	15.88			15.1	164	1.5	92.70		
	76.3	35	1.5	18.36			14.7	168	1.5	95.17		
	72.9	36	1.5	19.20			14.1	176	1.4	99.50		
	63.1	42	1.3	22.20		13.1	189	1.3	107.20			
	56.0	47	1.1	25.01		12.2	203	1.2	115.07			
	52.1	51	1.0	26.85		11.3	219	1.1	123.97			
	48.4	55	1.0	28.93		10.8	229	1.1	129.62			
	40.0	66	0.8	34.97		10.1	245	1.0	139.13			
	30.7	86	0.6	45.56		9.3	264	0.9	149.90			
						8.3	298	0.8	168.84			
	27.5	90	1.2	50.89	7124/723	7.7	320	0.8	181.24			
	23.8	104	1.0	58.85			7.2	344	0.7	195.26		
	20.6	120	0.9	68.06			15.1	164	2.3	92.70	7124/1203	
	19.7	126	0.8	71.16			8.3	298	1.3	168.84		
	17.8	139	0.8	78.71		4.6	543	0.7	307.54			
	15.1	164	0.7	92.70								
	102	26	2.9	13.73	7124/812	0.55						
	88.2	30	2.5	15.88			(1400 min ⁻¹)	378	11	1.6	3.70	7134/721
	76.3	35	2.2	18.36				327	13	1.4	4.28	
	72.9	36	2.1	19.20				270	16	1.1	5.18	
	63.1	42	1.8	22.20			207	20	0.9	6.75		
	56.0	47	1.6	25.01			102	39	1.4	13.73	7134/722	
	52.1	51	1.5	26.85			88.2	45	1.2	15.88		
	48.4	55	1.4	28.93			76.3	52	1.0	18.36		
	40.0	66	1.1	34.97			72.9	54	1.0	19.20		
	30.7	86	0.9	45.56			63.1	62	0.9	22.20		
	27.5	90	1.7	50.89	7124/813		56.0	70	0.8	25.01		
	23.8	104	1.5	58.85				52.1	76	0.7	26.85	
	20.6	120	1.3	68.06				48.4	81	0.7	28.93	
	19.7	126	1.2	71.16				378	11	2.3	3.70	7134/811
	17.8	139	1.1	78.71			327	13	2.0	4.28		
	15.1	164	0.9	92.70			270	16	1.6	5.18		
	14.7	168	0.9	95.17			207	20	1.3	6.75		
	14.1	176	0.9	99.50								
	13.1	189	0.8	107.20								
	12.2	203	0.7	115.07								
	11.3	219	0.7	123.97								
	10.8	229	0.7	129.62								

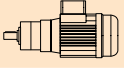
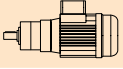
**ACP****MOTORIDUTTORI CA EPICICLOIDALI**
AC PLANETARY GEARMOTORS**Dati tecnici****Technical data**

P_1 [W]	n_2 [min ⁻¹]	M_2 [Nm]	sf	i		P_1 [W]	n_2 [min ⁻¹]	M_2 [Nm]	sf	i	
0.55						0.55					
(1400 min ⁻¹)	102	39	2.0	13.73	7134/812	(1400 min ⁻¹)	102	39	2.0	13.73	8014/812
	88.2	45	1.7	15.88			88.2	45	1.7	15.88	
	76.3	52	1.5	18.36			76.3	52	1.5	18.36	
	72.9	54	1.4	19.20			72.9	54	1.4	19.20	
	63.1	62	1.2	22.20			63.1	62	1.2	22.20	
	56.0	70	1.1	25.01			56.0	70	1.1	25.01	
	52.1	76	1.0	26.85			52.1	76	1.0	26.85	
	48.4	81	0.9	28.93			48.4	81	0.9	28.93	
	40.0	98	0.8	34.97			40.0	98	0.8	34.97	
	30.7	128	0.6	45.56			30.7	108*	0.7	45.56	
	27.5	134	1.1	50.89	7134/813		27.5	134	1.1	50.89	8014/813
	23.8	154	1.0	58.85			23.8	154	1.0	58.85	
	20.6	179	0.9	68.06			20.6	179	0.9	68.06	
	19.7	187	0.8	71.16			19.7	187	0.8	71.16	
	17.8	207	0.7	78.71			17.8	207	0.7	78.71	
	15.1	217*	0.7	92.70			15.1	217*	0.7	92.70	
	72.9	54	2.5	19.20	7134/1052		72.9	54	2.5	19.20	8014/1052
	63.1	62	2.1	22.20			63.1	62	2.1	22.20	
	56.0	70	1.9	25.01			56.0	70	1.9	25.01	
	52.1	76	1.8	26.85			52.1	76	1.8	26.85	
	48.4	81	1.6	28.93			48.4	81	1.6	28.93	
	40.0	98	1.4	34.97			40.0	98	1.4	34.97	
	30.7	128	1.0	45.56			30.7	128	1.0	45.56	
	27.5	134	1.8	50.89	7134/1053		27.5	134	1.8	50.89	8014/1053
	23.8	154	1.6	58.85			23.8	154	1.6	58.85	
	20.6	179	1.4	68.06			20.6	179	1.4	68.06	
	19.7	187	1.3	71.16			19.7	187	1.3	71.16	
	17.8	207	1.2	78.71			17.8	207	1.2	78.71	
	15.1	243	1.0	92.70			15.1	243	1.0	92.70	
	14.7	250	1.0	95.17			14.7	250	1.0	95.17	
	14.1	261	0.9	99.50			14.1	261	0.9	99.50	
	13.1	281	0.9	107.20			13.1	281	0.9	107.20	
	12.2	302	0.8	115.07			12.2	302	0.8	115.07	
	11.3	325	0.8	123.97			11.3	325	0.8	123.97	
	10.8	340	0.7	129.62			10.8	340	0.7	129.62	
	10.1	365	0.7	139.13			10.1	353*	0.7	139.13	
	9.3	353*	0.7	149.90			9.3	353*	0.7	149.90	
	8.3	353*	0.7	168.84			8.3	353*	0.7	168.84	
	30.7	120	1.6	45.56	7134/1202		30.7	120	1.6	45.56	8014/1202
	27.5	134	2.8	50.89	7134/1203		27.5	134	2.8	50.89	8014/1203
	15.1	243	1.6	92.70			15.1	243	1.6	92.70	
	8.3	443	0.9	168.84			8.3	443	0.9	168.84	
	378	11	2.3	3.70	8014/811						
	327	13	2.0	4.28							
	270	16	1.6	5.18							
	207	20	1.3	6.75							

* Coppia limitata / Limited torque

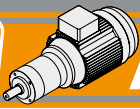
Dati tecnici

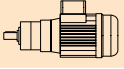
Technical data

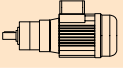
P_1 [W]	n_2 [min ⁻¹]	M_2 [Nm]	sf	i		P_1 [W]	n_2 [min ⁻¹]	M_2 [Nm]	sf	i	
0.75						1.1					
(1400 min ⁻¹)	378	15	1.7	3.70	8024/811	(1400 min ⁻¹)	378	22	1.1	3.70	8034/811
	327	18	1.4	4.28			327	26	1.0	4.28	
	270	21	1.2	5.18			270	31	0.8	5.18	
	207	28	0.9	6.75			207	36*	0.7	6.75	
	102	53	1.4	13.73	8024/812		102	77	1.0	13.73	8034/812
	88.2	61	1.2	15.88			88.2	89	0.9	15.88	
	76.3	71	1.1	18.36			76.3	103	0.7	18.36	
	72.9	74	1.0	19.20			72.9	108	0.7	19.20	
	63.1	85	0.9	22.20							
	56.0	96	0.8	25.01			378	22	2.0	3.70	8034/1051
	52.1	103	0.7	26.85			327	26	1.7	4.28	
	48.4	111	0.7	28.93			270	31	1.4	5.18	
							207	41	1.1	6.75	
	27.5	182	0.8	50.89	8024/813		102	77	1.7	13.73	8034/1052
	23.8	211	0.7	58.85			88.2	89	1.5	15.88	
	20.6	217*	0.7	68.06			76.3	103	1.3	18.36	
	378	15	2.9	3.70	8024/1051		72.9	108	1.2	19.20	
	327	18	2.5	4.28			63.1	125	1.1	22.20	
	270	21	2.1	5.18			56.0	141	0.9	25.01	
	207	28	1.6	6.75			52.1	151	0.9	26.85	
	102	53	2.5	13.73	8024/1052		48.4	163	0.8	28.93	
	88.2	61	2.2	15.88			40.0	197	0.7	34.97	
	76.3	71	1.9	18.36			30.7	256	0.5	45.56	
	72.9	74	1.8	19.20							
	63.1	85	1.6	22.20			27.5	267	0.9	50.89	8034/1053
	56.0	96	1.4	25.01			23.8	309	0.8	58.85	
	52.1	103	1.3	26.85			20.6	357	0.7	68.06	
	48.4	111	1.2	28.93							
	40.0	134	1.0	34.97			207	35	1.8	6.75	8034/1201
	30.7	175	0.8	45.56			102	72	2.6	13.73	8034/1202
							56.0	131	1.4	25.01	
	27.5	182	1.4	50.89	8024/1053		30.7	239	0.8	45.56	
	23.8	211	1.2	58.85							
	20.6	244	1.0	68.06			27.5	267	1.4	50.89	8034/1203
	19.7	255	1.0	71.16			15.1	487	0.8	92.70	
	17.8	282	0.9	78.71							
	15.1	332	0.7	92.70			207	35	1.8	6.75	90S4/1201
	207	24	2.6	6.75	8024/1201		102	72	2.6	13.73	90S4/1202
	102	49	3.9	13.73	8024/1202		56.0	131	1.4	25.01	
	56.0	90	2.1	25.01			30.7	239	0.8	45.56	
	30.7	163	1.2	45.56							
							27.5	267	1.4	50.89	90S4/1203
	27.5	182	2.1	50.89	8024/1203		15.1	487	0.8	92.70	
	15.1	332	1.1	92.70							
	8.3	542*	0.7	168.84							

ACP

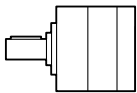
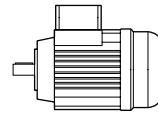
* Coppia limitata / Limited torque

**ACP****MOTORIDUTTORI CA EPICICLOIDALI**
AC PLANETARY GEARMOTORS**Dati tecnici****Technical data**

P_1 [W]	n_2 [min ⁻¹]	M_2 [Nm]	sf	i	
1.5					
(1400 min ⁻¹)	378	26	2.4	3.70	90L14/1201
	207	48	1.3	6.75	
	102	98	1.9	13.73	90L14/1202
	56.0	179	1.1	25.01	
	30.7	271*	0.7	45.56	
	27.5	364	1.0	50.89	90L14/1203
	15.1	543*	0.7	92.70	

P_1 [W]	n_2 [min ⁻¹]	M_2 [Nm]	sf	i	
2.2					
(1400 min ⁻¹)	378	39	1.6	3.70	90L24/1201
	207	71	0.9	6.75	
	102	144	1.3	13.73	90L24/1202
	56.0	263	0.7	25.01	
	27.5	535	0.7	50.89	
					90L24/1203

* Coppia limitata / Limited torque

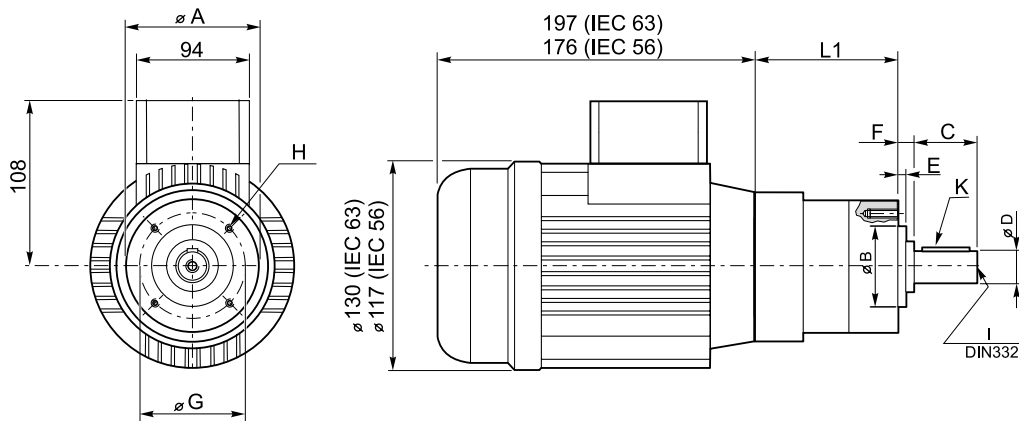
Motori applicabili**IEC Motor adapters**

		TS				
		56...	63...	71...	80...	90...
P	52...					
	62...					
	72...					
	81...					
	105...					
	120...					



Dimensioni

Dimensions

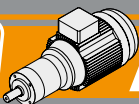


ACP56.../... U

Tipo Type	Numero di stadi N° of stages	Dimensioni / Dimensions										
		L1	A	B	C	D	E	F	G	H	I	K
ACP56../52...	1	74	52	32 h8	20.8	12 h7	3	4.2	40	M5x10	M4x10	4x4x16
	2	88										
	3	102										
ACP56../62...	1	74	62	40 j7	30	14 h7	5	9	52	M5x10	M5x12	5x5x18
	2	90										
	3	106										
ACP56../72...	1	85.4	72	45 j7	40	16 h7	5	9	60	M5x10	M5x12	5x5x30
	2	105										
	3	124.6										
ACP56../81...	1	94	81	50 j7	40	19 h7	5	9	65	M6x12	M6x16	6x6x28
	2	116										
	3	138										
ACP56../105...	1	116.4	105	70 j7	50	25 h7	5	9	85	M8x16	M10x22	8x7x40
	2	147.5										
	3	178.5										
ACP56../120...	1	134.4	120	80 j7	73	32 k6	5	15	100	M10x22	M12	10x8x50
	2	168.6										
	3	202.8										

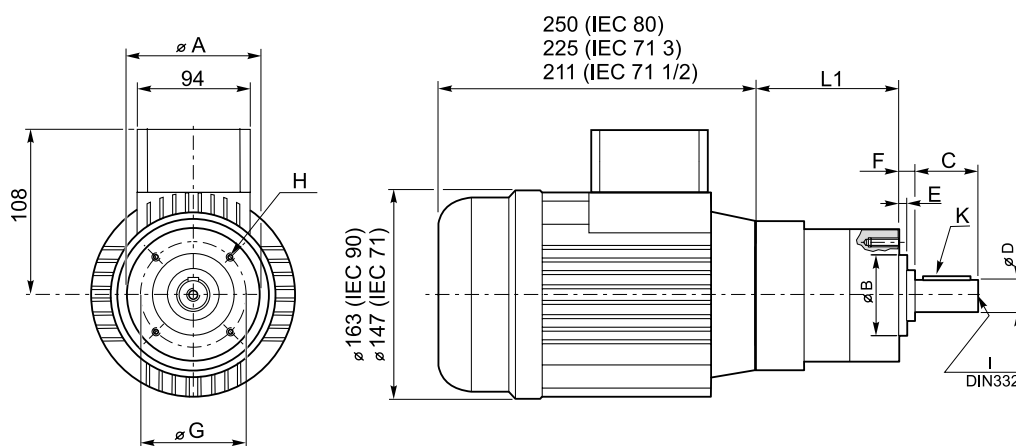
ACP 63.../... U

Tipo Type	Numero di stadi N° of stages	Dimensioni / Dimensions										
		L1	A	B	C	D	E	F	G	H	I	K
ACP63../62...	1	76	62	40 j7	30	14 h7	5	9	52	M5x10	M5x12	5x5x18
	2	92										
	3	108										
ACP63../72...	1	88.4	72	45 j7	40	16 h7	5	9	60	M5x10	M5x12	5x5x30
	2	108										
	3	127.6										
ACP63../81...	1	94	81	50 j7	40	19 h7	5	9	65	M6x12	M6x16	6x6x28
	2	116										
	3	138										
ACP63../105...	1	116.4	105	70 j7	50	25 h7	5	9	85	M8x16	M10x22	8x7x40
	2	147.5										
	3	178.5										
ACP63../120...	1	134.4	120	80 j7	73	32 k6	5	15	100	M10x22	M12	10x8x50
	2	168.6										
	3	202.8										



Dimensioni

Dimensions



ACP 71.../... U

Tipo Type	Numero di stadi N° of stages	Dimensioni / Dimensions										
		L1	A	B	C	D	E	F	G	H	I	K
ACP71../72...	1	95.4	72	45 j7	40	16 h7	5	9	60	M5x10	M5x12	5x5x30
	2	115										
	3	134.6										
ACP71../81...	1	101	81	50 j7	40	19 h7	5	9	65	M6x12	M6x16	6x6x28
	2	123										
	3	145										
ACP71../105...	1	123.4	105	70 j7	50	25 h7	5	9	85	M8x16	M10x22	8x7x40
	2	154.5										
	3	185.5										
ACP71../120...	1	136.5	120	80 j7	73	32 k6	5	15	100	M10x22	M12	10x8x50
	2	170.7										
	3	204.9										

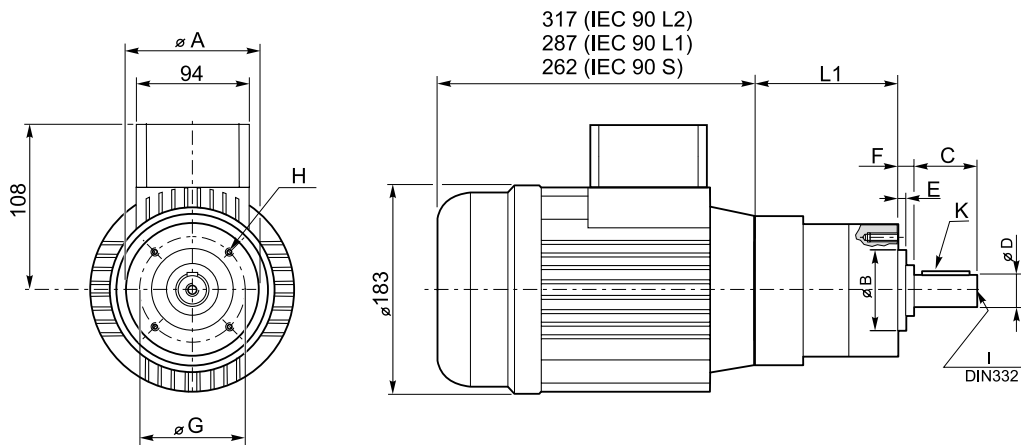
ACP 80.../... U

Tipo Type	Numero di stadi N° of stages	Dimensioni / Dimensions										
		L1	A	B	C	D	E	F	G	H	I	K
ACP80../81...	1	111	81	50 j7	40	19 h7	5	9	65	M6x12	M6x16	6x6x28
	2	133										
	3	155										
ACP80../105...	1	133.9	105	70 j7	50	25 h7	5	9	85	M8x16	M10x22	8x7x40
	2	165										
	3	196										
ACP80../120...	1	146.5	120	80 j7	73	32 k6	5	15	100	M10x22	M12	10x8x50
	2	180.7										
	3	214.9										



Dimensioni

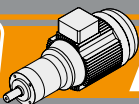
Dimensions



ACP 90.../... U

Tipo Type	Numero di stadi N° of stages	Dimensioni / Dimensions										
		L1	A	B	C	D	E	F	G	H	I	K
ACP90../120...	1	156.5	120	80 j7	73	32 k6	5	15	100	M10x22	M12	10x8x50
	2	190.7										
	3	224.9										

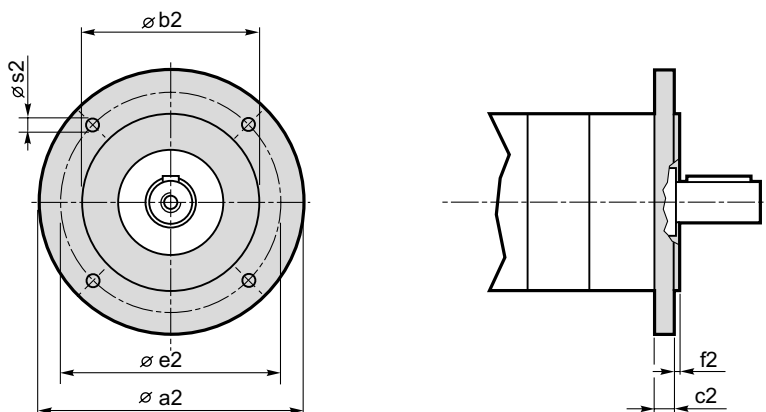
ACP



Dimensioni

Dimensions

ACP.../... C... Flange uscita / Output flanges



Dimensioni / Dimensions							
P	a2	b2	c2	e2	f2	s2	Flangia uscita Output flange
52	80	50 j7	9	65	2.5	M5	C80
	90	60 j7	9	75	2.5	5.5	C90
	105	70 j7	9	85	2.5	6.5	C105
	120	80 j7	9	100	3.0	6.5	C120
62	80	50 j7	9	65	2.5	M5	C80
	90	60 j7	9	75	2.5	5.5	C90
	105	70 j7	9	85	2.5	6.5	C105
	120	80 j7	9	100	3.0	6.5	C120
72	80	50 j7	9	65	2.5	M5	C80
	90	60 j7	9	75	2.5	M5	C90
	105	70 j7	9	85	2.5	6.5	C105
	120	80 j7	9	100	3.0	6.5	C120
81	90	60 j7	9	75	2.5	M5	C90
	105	70 j7	9	85	2.5	M6	C105
	120	80 j7	9	100	3.0	6.5	C120
105	120	80 j7	12	100	3	M6	C120
	140	95 j7	12	115	3.5	M8	C140
	160	110 j7	12	130	3.5	M8	C160
120	140	95 j7	15	115	3	M8	C140
	160	110 j7	15	130	3.5	M8	C160