
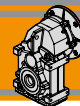




***RIDUTTORI PENDOLARI***  
***SHAFT MOUNTED GEARBOXES***







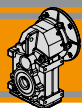
<b>Indice</b>	<b>Index</b>	Pag. Page
Caratteristiche tecniche	<i>Technical features</i>	<b>D2</b>
Designazione	<i>Classification</i>	<b>D3</b>
Sensi di rotazione	<i>Direction of rotation</i>	<b>D4</b>
Simbologia	<i>Symbols</i>	<b>D4</b>
Lubrificazione	<i>Lubrication</i>	<b>D4</b>
Carichi radiali	<i>Radial loads</i>	<b>D5</b>
Dati tecnici	<i>Technical data</i>	<b>D6</b>
Dimensioni	<i>Dimensions</i>	<b>D12</b>
Accessori	<i>Accessories</i>	<b>D16</b>

**ATS**

Questa sezione annulla e sostituisce ogni precedente edizione o revisione. Qualora questa sezione non Vi sia giunta in distribuzione controllata, l'aggiornamento dei dati ivi contenuto non è assicurato. **In tal caso la versione più aggiornata è disponibile sul nostro sito internet [www.transtecno.com](http://www.transtecno.com)**

*This section replaces any previous edition and revision. If you obtained this catalogue other than through controlled distribution channels, the most up to date content is not guaranteed. In this case the latest version is available on our web site [www.transtecno.com](http://www.transtecno.com)*





### Caratteristiche tecniche

I riduttori pendolari della serie ATS sono caratterizzati da un elevato grado di modularità: partendo da un corpo di base è possibile configurarlo secondo le esigenze con diversi kit in entrata ed in uscita.

Caratteristiche comuni a tutta la serie:

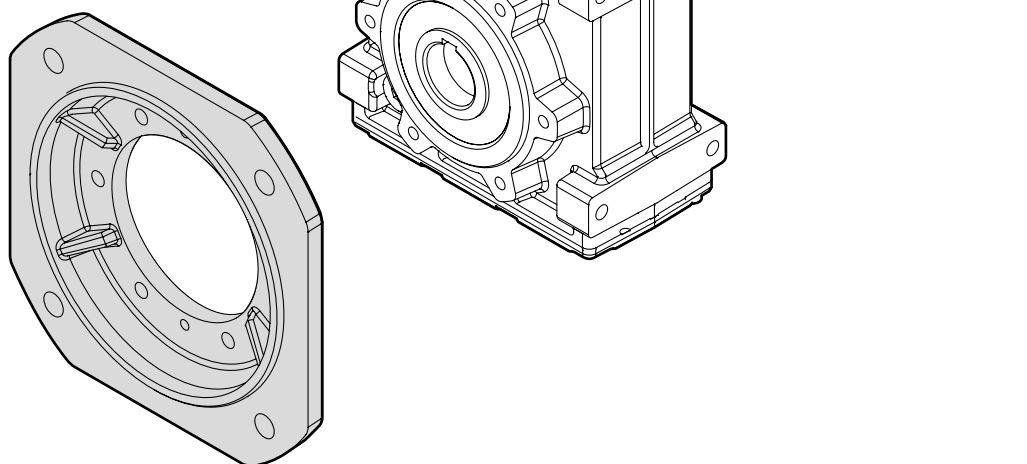
- Carcasa e flangia PAM in pressofusione di alluminio
- Lubrificazione permanente con olio sintetico.
- Flange di uscita in ghisa.

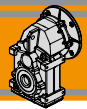
### Technical features

*The high degree of modularity is a design feature of ATS shaft mounted range. It is possible to set up the version required by using input and output kits.*

*The main features of ATS range are:*

- *Die-cast aluminum housings and input flanges*
- *Permanent synthetic oil long-life lubrication.*
- *Cast iron output flanges.*



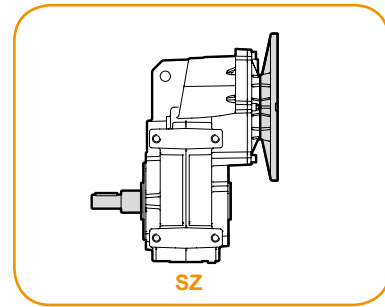
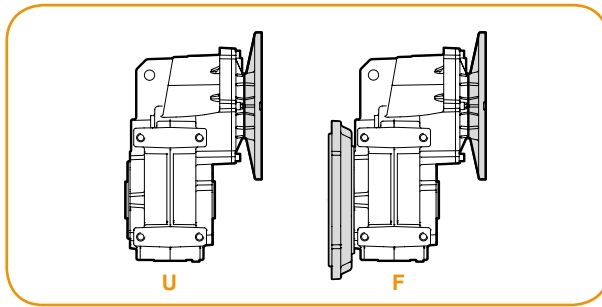


## Designazione

## Classification

Versione Riduttore  
Gearbox Version

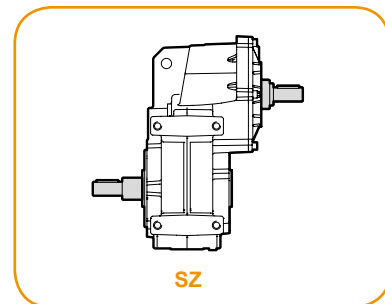
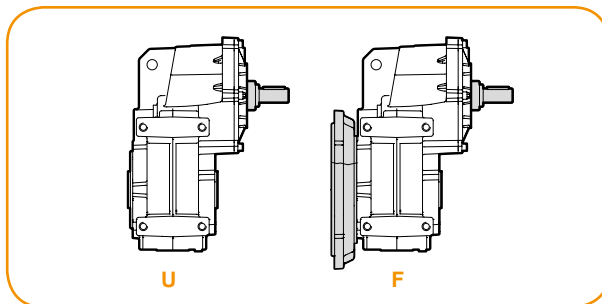
Albero di uscita  
Output shaft



RIDUTTORE / GEARBOX								
ATS	90	2	U	29.65	D35	90	B5	SZ
Tipo Type	Grandezza Size	Stadi Stages	Versione Version	Rapporto Ratio	Albero cavo uscita Hollow output shaft	IEC 	Forma costruttiva Version	Albero uscita maschio Solid output shaft
<b>ATS</b> 	<b>90</b> <b>91</b>	<b>2</b> <b>3</b>	<b>U...</b> <b>F...</b>	vedi tabelle see tables	vedi tabelle see tables	<b>63..</b> — <b>112..</b>	<b>B5</b> <b>B14</b>	<b>SZ</b>

Versione Riduttore  
Gearbox Version

Albero di uscita  
Output shaft

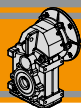


RIDUTTORE / GEARBOX						
ATSIS	90	2	U	29.65	D35	SZ
Tipo Type	Grandezza Size	Stadi Stages	Versione Version	Rapporto Ratio	Albero cavo uscita Hollow output shaft	Albero uscita maschio Solid output shaft
<b>ATSIS</b> 	<b>90</b> <b>91</b>	<b>2</b> <b>3</b>	<b>U...</b> <b>F...</b>	vedi tabelle see tables	vedi tabelle see tables	<b>SZ</b>

## MOTORE / MOTOR

0.75kW	4p	3ph	230/400V	50Hz	T1
Potenza Power	Poli Poles	Fasi Phases	Tensione Voltage	Frequenza Frequency	Pos. morsetteria Terminal box pos.
vedi tabelle see tables	<b>2p</b> <b>4p</b> <b>6p</b> <b>8p</b>	<b>1ph</b> <b>3ph</b>	<b>230V</b> <b>230/400V</b>	<b>50Hz</b> <b>60Hz</b>	<b>T1 (Std)</b> 

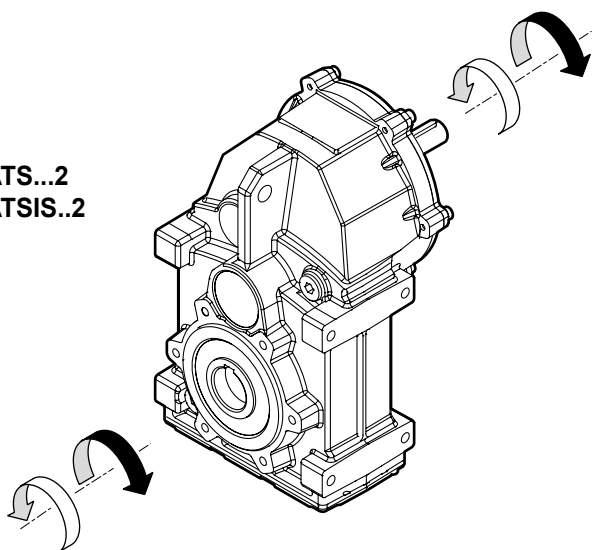
ATS



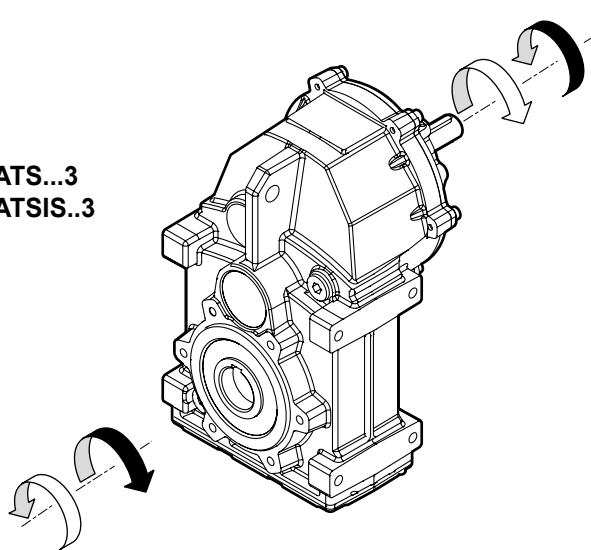
## Sensi di rotazione

## Direction of rotation

ATS...2  
ATSIS..2



ATS...3  
ATSIS..3



## Simbologia

## Symbols

$n_1$	[ $\text{min}^{-1}$ ]	Velocità in ingresso / <i>Input speed</i>
$n_2$	[ $\text{min}^{-1}$ ]	Velocità in uscita / <i>Output speed</i>
$i$		Rapporto di riduzione / <i>Ratio</i>
$P_1$	[kW]	Potenza in entrata / <i>Input power</i>
$M_2$	[Nm]	Coppia nominale in uscita in funzione di $P_1$ / <i>Output torque referred to <math>P_1</math></i>
$P_{n1}$	[kW]	Potenza nominale in entrata / <i>Nominal input power</i>
$M_{n2}$	[Nm]	Coppia nominale in uscita in funzione di $P_{n1}$ / <i>Nominal output torque referred to <math>P_{n1}</math></i>
$sf$		Fattore di servizio / <i>Service factor</i>
$R_2$	[N]	Carico radiale ammissibile in uscita / <i>Permitted output radial load</i>
$A_2$	[N]	Carico assiale ammissibile in uscita / <i>Permitted output axial load</i>

## Lubrificazione

## Lubrication

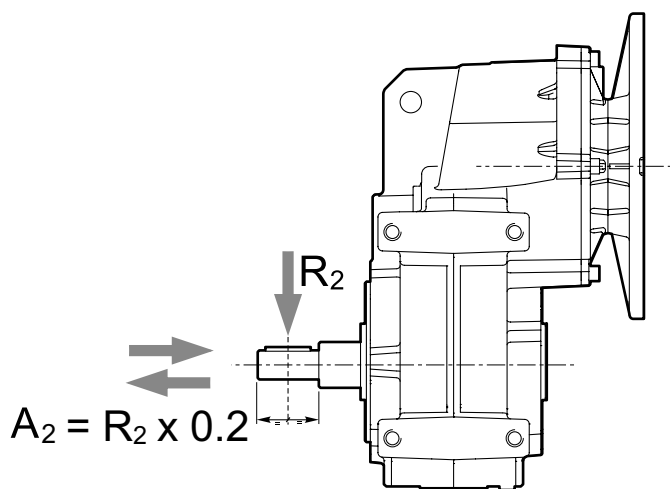
Tutti i riduttori sono forniti completi di lubrificante sintetico viscosità 320, pertanto possono essere installati in qualunque posizione di montaggio e non necessitano di manutenzione.

*Permanent synthetic oil long-life lubrication ( viscosity grade 320) makes it possible to use the gearboxes in all mounting positions; for this reason they can be installed in any assembly position and do not require maintenance.*



Carichi radiali

Radial loads

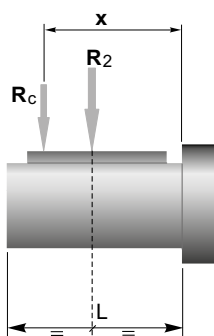


$n_2$ [min <sup>-1</sup> ]	$R_2$ [N]	
	ATS 902 ATS 903	ATS 912 ATS 913
240	2400	3600
180	2400	4200
150	2400	4200
120	2500	4600
100	2800	4800
85	3090	5100
70	3150	5250
55	3630	6000
40	4440	6900
30	5100	7800
20	6000	9500
15	6000	10000
10	6000	10000
5	6000	10000

ATS

Quando il carico radiale risultante non è applicato sulla mezza-  
ria dell'albero occorre calcolare quello effettivo con la seguente  
formula:

When the resulting radial load is not applied on the centre line  
of the shaft it is necessary to calculate the effective load with the  
following formula:

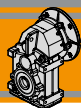


	ATS 902 ATS 903	ATS 912 ATS 913
<b>a</b>	152	174.5
<b>b</b>	97	114.5
<b>R<sub>2MAX</sub></b>	6000	10000

$$R_c = \frac{R_2 \cdot a}{(b + x)} \leq R_{2MAX}$$

$$R \leq R_c$$


*a, b = valori riportati nella tabella  
a, b = values given in the table*




## Dati tecnici


$n_1$  1400 min<sup>-1</sup>

## Technical data

	$n_2$ [min <sup>-1</sup> ]	$Mn_2$ [Nm]	$Pn_1$ [kW]	$i$	IEC Motori applicabili IEC Motor adapters					
					71 B5	80 B5/B14	90 B5/B14	100 B5/B14	112 B5/B14	
<b>ATSIS 902</b>										
	239	200	5.2	5.87	B					
	178	250	4.9	7.87	B					
	148	300	4.8	9.47	B					
	121	350	4.6	11.53	B					
	106	350	4.0	13.26	B					
	89.3	350	3.4	15.68	B					
	84.0	350	3.2	16.68	B					*
	73.3	400	3.2	19.09	B					*
	63.7	400	2.8	21.96	B					*
	52.8	400	2.3	26.50	B					*
	50.7	400	2.2	27.61	B					*
	47.2	400	2.1	29.65	B					*
	41.8	400	1.8	33.49	B			*	*	
	39.0	400	1.7	35.87	B			*	*	
	36.6	400	1.6	38.29	B			*	*	
	31.9	400	1.4	43.88	B			*	*	
	28.5	400	1.3	49.09	B			*	*	
	26.6	400	1.2	52.71	B			*	*	
	25.2	400	1.1	55.45	B			*	*	
	22.1	400	0.98	63.41	B			*	*	*
	19.0	400	0.85	73.64	B			*	*	*
	16.0	400	0.71	87.27	B			*	*	*


	$n_2$ [min <sup>-1</sup> ]	$Mn_2$ [Nm]	$Pn_1$ [kW]	$i$	IEC Motori applicabili IEC Motor adapters				
					63 B5	71 B5/B14	80 B5/B14	90 B5/B14	
<b>ATSIS 903</b>									
	14.0	400	0.62	100.33					*
	11.1	400	0.50	125.89					*
	10.6	400	0.47	131.65					*
	10.0	400	0.45	139.88			*	*	
	9.3	400	0.41	151.07			*	*	
	8.4	400	0.38	166.13			*	*	
	8.1	400	0.36	172.40			*	*	
	6.7	400	0.30	208.45			*	*	
	6.3	400	0.28	223.41			*	*	
	5.6	400	0.25	250.14			*	*	
	4.3	400	0.19	323.65		*	*	*	
	4.1	400	0.18	345.59		*	*	*	
	3.7	400	0.17	376.15		*	*	*	

N.B.  
Le aree evidenziate indicano l'applicabilità della corrispondente grandezza motore.  
**B** = Boccola di riduzione in acciaio.

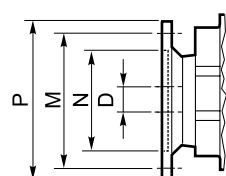
 \* = Il fattore di servizio (**sf**) deve essere scelto in funzione dell'applicazione: si prega di contattare il nostro Servizio Tecnico.

Prima di eseguire la scelta del motoriduttore riferirsi alle prestazioni elencate nelle tabelle dalla pag. D8 alla pag. D11

N.B.  
Highlighted areas indicate motor inputs available on each size of unit.  
**B** = Metal shaft sleeve.

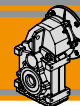
 \* = The service factor (**sf**) has to be selected depending on application: please contact our Technical Department.

Before selecting any gearbox, please read the performance values shown in the tables on page D8 to D11.



Dimensioni IEC / IEC Dimensions									
	63 B5	71 B5	71 B14	80 B5	80 B14	90 B5	90 B14	100/112 B5	100/112 B14
<b>N</b>	95	110	70	130	80	130	95	180	110
<b>M</b>	115	130	85	165	100	165	115	215	130
<b>P</b>	140	160	105	200	120	200	140	250	160
<b>D</b>	11	14		19		24		28	







## Dati tecnici


$n_1$  1400 min<sup>-1</sup>

## Technical data

	$n_2$ [min <sup>-1</sup> ]	$Mn_2$ [Nm]	$Pn_1$ [kW]	$i$	IEC Motori applicabili IEC Motor adapters					
					71 B5	80 B5/B14	90 B5/B14	100 B5/B14	112 B5/B14	
<b>ATSIS 912</b>										
	245.0	350	9.4	5.71	B					
	183	350	7.0	7.66	B					
	158	400	6.9	8.85	B					
	152	400	6.6	9.22	B					
	125	400	5.4	11.23	B					
	118	400	5.1	11.87	B					
	108	500	5.9	12.92	B					
	98.0	500	5.3	14.29	B					
	86.2	500	4.7	16.24	B					
	80.5	500	4.4	17.39	B					
	70.0	600	4.6	20.01	B					
	66.3	600	4.3	21.10	B					
	55.6	600	3.6	25.16	B					
	54.2	600	3.5	25.81	B					*
	48.5	600	3.2	28.88	B					*
	42.8	600	2.9	32.69	B					*
	37.5	600	2.5	37.30	B					*
	35.0	600	2.3	39.98	B					*
	31.3	600	2.1	44.73	B					*
	27.7	600	1.9	50.53	B			*		*
	24.2	600	1.6	57.77	B			*		*
	20.9	600	1.4	67.09	B			*		*
	17.6	600	1.2	79.52	B			*		*

	$n_2$ [min <sup>-1</sup> ]	$Mn_2$ [Nm]	$Pn_1$ [kW]	$i$	IEC Motori applicabili IEC Motor adapters				
					63 B5	71 B5/B14	80 B5/B14	90 B5/B14	
<b>ATSIS913</b>									
	17.0	600	1.1	82.28					
	14.9	600	1.0	93.96					
	13.8	600	0.92	101.41					*
	11.4	600	0.76	122.61					*
	10.7	600	0.71	131.41					*
	9.5	600	0.64	147.13					*
	8.9	600	0.60	157.08					*
	7.4	600	0.49	189.92					*
	6.9	600	0.46	203.55			*		*
	6.1	600	0.41	227.91			*		*
	4.7	600	0.32	294.88			*		*
	4.4	600	0.30	314.87			*		*
	4.1	600	0.27	342.72			*		*

N.B.  
Le aree evidenziate indicano l'applicabilità della corrispondente grandezza motore.  
**B** = Boccola di riduzione in acciaio.

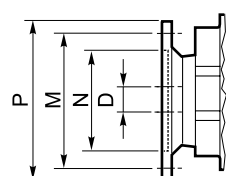
 \* = Il fattore di servizio (sf) deve essere scelto in funzione dell'applicazione: si prega di contattare il nostro Servizio Tecnico.

Prima di eseguire la scelta del motoriduttore riferirsi alle prestazioni elencate nelle tabelle dalla pag. D8 alla pag. D11

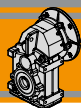
N.B.  
Highlighted areas indicate motor inputs available on each size of unit.  
**B** = Metal shaft sleeve.

 \* = The service factor (sf) has to be selected depending on application: please contact our Technical Department.

Before selecting any gearbox, please read the performance values shown in the tables on page D8 to D11.







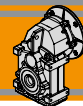
Dimensioni IEC / IEC Dimensions									
	63 B5	71 B5	71 B14	80 B5	80 B14	90 B5	90 B14	100/112 B5	100/112 B14
<b>N</b>	95	110	70	130	80	130	95	180	110
<b>M</b>	115	130	85	165	100	165	115	215	130
<b>P</b>	140	160	105	200	120	200	140	250	160
<b>D</b>	11	14		19		24		28	



### Dati tecnici





### Technical data

$P_1$ [kW]	$n_2$ [min <sup>-1</sup> ]	$M_2$ [Nm]	sf	i			$P_1$ [kW]	$n_2$ [min <sup>-1</sup> ]	$M_2$ [Nm]	sf	i		
<b>0.12</b>							<b>0.25</b>						
63A4 (1400 min <sup>-1</sup> )	14.0	77	5.2	100.33	ATS903	B5	71A4 (1400 min <sup>-1</sup> )	238	10	20.8	5.87	ATS902	B5
	11.1	97	4.1	125.89		B5		178	13	19.4	7.87		B5
	10.6	101	3.9	131.65		B5		148	16	19.3	9.47		B5
	10.0	108	3.7	139.88		B5		121	19	18.5	11.53		B5
	9.3	116	3.4	151.07		B5		106	22	16.1	13.26		B5
	8.4	128	3.1	166.13		B5		89.3	26	13.6	15.68		B5
	8.1	133	3.0	172.40		B5		84.0	27	12.8	16.68		B5
	6.7	160	2.5	208.45		B5		73.3	31	12.8	19.09		B5
	6.3	172	2.3	223.41		B5		63.7	36	11.1	21.96		B5
	5.6	192	2.1	250.14		B5		52.8	43	9.2	26.50		B5
	4.3	249	1.6	323.65	B5	50.7		45	8.8	27.61	B5		
	4.1	266	1.5	345.59	B5	47.2		49	8.2	29.65	B5		
	3.7	289	1.4	376.15	B5	41.8		55	7.3	33.49	B5		
	6.9	157	3.8	203.55	ATS913	B5		39.0	59	6.8	35.87	B5	
	6.1	175	3.4	227.91		B5		36.6	61	6.5	38.29	B5	
	4.7	227	2.6	294.88		B5		31.9	70	5.7	43.88	B5	
	4.4	242	2.5	314.87		B5		28.5	79	5.1	49.09	B5	
	4.4	264	2.3	342.72		B5		26.6	84	4.7	52.71	B5	
						B5		25.2	89	4.5	55.45	B5	
	63B4 (1400 min <sup>-1</sup> )	14.0	116	3.5	100.33	ATS903		B5	71A4 (1400 min <sup>-1</sup> )	14.0	161	2.5	100.33
11.1		145	2.8	125.89	B5		11.1	202		2.0	125.89	B5/B14	
10.6		152	2.6	131.65	B5		10.6	211		1.9	131.65	B5/B14	
10.0		161	2.5	139.88	B5		10.0	224		1.8	139.88	B5/B14	
9.3		174	2.3	151.07	B5		9.3	242		1.7	151.07	B5/B14	
8.4		192	2.1	166.13	B5		8.4	266		1.5	166.13	B5/B14	
8.1		199	2.0	172.40	B5		8.1	276		1.4	172.40	B5/B14	
6.7		241	1.7	208.45	B5		6.7	334		1.2	208.45	B5/B14	
6.3		258	1.6	223.41	B5		6.3	358		1.1	223.41	B5/B14	
5.6		289	1.4	250.14	B5		5.6	401		1.0	250.14	B5/B14	
4.3		374	1.1	323.65	B5	13.8	163	3.7		101.41	ATS913	B5/B14	
4.1		399	1.0	345.59	B5	11.4	197	3.1		122.61		B5/B14	
3.7		434	0.9	376.15	B5	10.7	211	2.8		131.41		B5/B14	
9.5		170	3.5	147.13	ATS913	B5	9.5	236		2.5		147.13	B5/B14
8.9		181	3.3	157.08		B5	8.9	252		2.4		157.08	B5/B14
7.4		219	2.7	189.92		B5	7.4	304		2.0		189.92	B5/B14
6.9		235	2.6	203.55		B5	6.9	326		1.8		203.55	B5/B14
6.1		263	2.3	227.91		B5	6.1	365		1.6		227.91	B5/B14
4.7		340	1.8	294.88		B5	4.7	473		1.3		294.88	B5/B14
4.4		363	1.7	314.87	B5	4.4	505	1.2		314.87		B5/B14	
4.1	396	1.5	342.72	B5	4.1	549	1.1	342.72	B5/B14				

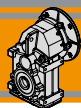


Dati tecnici

Technical data





P <sub>1</sub> [kW]	n <sub>2</sub> [min <sup>-1</sup> ]	M <sub>2</sub> [Nm]	sf	i			P <sub>1</sub> [kW]	n <sub>2</sub> [min <sup>-1</sup> ]	M <sub>2</sub> [Nm]	sf	i		
<b>0.37</b>							<b>0.55</b>						
71B4 (1400 min <sup>-1</sup> )	<b>239</b>	14	14.1	5.87	<b>ATS902</b>	<b>B5</b>	80A4 (1400 min <sup>-1</sup> )	<b>239</b>	21	9.5	5.87	<b>ATS902</b>	<b>B5/B14</b>
	<b>178</b>	19	13.1	7.87		<b>B5</b>		<b>178</b>	28	8.8	7.87		<b>B5/B14</b>
	<b>148</b>	23	13.1	9.47		<b>B5</b>		<b>148</b>	34	8.8	9.47		<b>B5/B14</b>
	<b>121</b>	28	12.5	11.53		<b>B5</b>		<b>121</b>	42	8.4	11.53		<b>B5/B14</b>
	<b>106</b>	32	10.9	13.26		<b>B5</b>		<b>106</b>	48	7.3	13.26		<b>B5/B14</b>
	<b>89.3</b>	38	9.2	15.68		<b>B5</b>		<b>89.3</b>	56	6.2	15.68		<b>B5/B14</b>
	<b>84.0</b>	40	8.7	16.68		<b>B5</b>		<b>84.0</b>	60	5.8	16.68		<b>B5/B14</b>
	<b>73.3</b>	46	8.6	19.09		<b>B5</b>		<b>73.3</b>	69	5.8	19.09		<b>B5/B14</b>
	<b>63.7</b>	53	7.5	21.96		<b>B5</b>		<b>63.7</b>	79	5.1	21.96		<b>B5/B14</b>
	<b>52.8</b>	64	6.2	26.50		<b>B5</b>		<b>52.8</b>	95	4.2	26.50		<b>B5/B14</b>
	<b>50.7</b>	67	6.0	27.61		<b>B5</b>		<b>50.7</b>	99	4.0	27.61		<b>B5/B14</b>
	<b>47.2</b>	72	5.6	29.65		<b>B5</b>		<b>47.2</b>	107	3.7	29.65		<b>B5/B14</b>
	<b>41.8</b>	81	4.9	33.49		<b>B5</b>		<b>41.8</b>	121	3.3	33.49		<b>B5/B14</b>
	<b>39.0</b>	87	4.6	35.87		<b>B5</b>		<b>39.0</b>	129	3.1	35.87		<b>B5/B14</b>
	<b>36.6</b>	91	4.4	38.29		<b>B5</b>		<b>36.6</b>	135	3.0	38.29		<b>B5/B14</b>
	<b>31.9</b>	104	3.8	43.88		<b>B5</b>		<b>31.9</b>	155	2.6	43.88		<b>B5/B14</b>
	<b>28.5</b>	116	3.4	49.09		<b>B5</b>		<b>28.5</b>	173	2.3	49.09		<b>B5/B14</b>
	<b>26.6</b>	125	3.2	52.71		<b>B5</b>		<b>26.6</b>	186	2.2	52.71		<b>B5/B14</b>
	<b>25.2</b>	132	3.0	55.45		<b>B5</b>		<b>25.2</b>	196	2.0	55.45		<b>B5/B14</b>
	<b>22.1</b>	150	2.7	63.41		<b>B5</b>		<b>22.1</b>	224	1.8	63.41		<b>B5/B14</b>
	<b>19.0</b>	175	2.3	73.64		<b>B5</b>		<b>19.0</b>	260	1.5	73.64		<b>B5/B14</b>
	<b>16.0</b>	207	1.9	87.27		<b>B5</b>		<b>16.0</b>	308	1.3	87.27		<b>B5/B14</b>
	<b>14.0</b>	238	1.7	100.33	<b>ATS903</b>	<b>B5/B14</b>	<b>14.0</b>	354	1.1	100.33	<b>ATS903</b>	<b>B5/B14</b>	
	<b>11.1</b>	299	1.3	125.89		<b>B5/B14</b>	<b>11.1</b>	444	0.9	125.89		<b>B5/B14</b>	
	<b>10.6</b>	312	1.3	131.65		<b>B5/B14</b>	<b>10.6</b>	464	0.9	131.65		<b>B5/B14</b>	
	<b>10.0</b>	332	1.2	139.88		<b>B5/B14</b>							
	<b>9.3</b>	358	1.1	151.07		<b>B5/B14</b>	<b>31.3</b>	158	3.8	44.73	<b>ATS912</b>	<b>B5/B14</b>	
	<b>8.4</b>	394	1.0	166.13		<b>B5/B14</b>	<b>27.7</b>	178	3.4	50.53		<b>B5/B14</b>	
	<b>8.1</b>	409	1.0	172.40		<b>B5/B14</b>	<b>24.2</b>	204	2.9	57.77		<b>B5/B14</b>	
	<b>24.2</b>	137	4.4	57.77	<b>ATS912</b>	<b>B5</b>	<b>20.9</b>	237	2.5	67.09		<b>B5/B14</b>	
	<b>20.9</b>	159	3.8	67.09		<b>B5</b>		<b>17.6</b>	280	2.1	79.52	<b>B5/B14</b>	
	<b>17.6</b>	189	3.2	79.52		<b>B5</b>		<b>17.0</b>	290	2.1	82.28	<b>ATS913</b>	<b>B5/B14</b>
	<b>17.0</b>	195	3.1	82.28	<b>ATS913</b>	<b>B5/B14</b>	<b>14.9</b>	331	1.8	93.96	<b>B5/B14</b>		
	<b>14.9</b>	223	2.7	93.96		<b>B5/B14</b>	<b>13.8</b>	358	1.7	101.41	<b>B5/B14</b>		
	<b>13.8</b>	241	2.5	101.41		<b>B5/B14</b>	<b>11.4</b>	432	1.4	122.61	<b>B5/B14</b>		
	<b>11.4</b>	291	2.1	122.61		<b>B5/B14</b>	<b>10.7</b>	463	1.3	131.41	<b>B5/B14</b>		
	<b>10.7</b>	312	1.9	131.41		<b>B5/B14</b>	<b>9.5</b>	519	1.2	147.13	<b>B5/B14</b>		
	<b>9.5</b>	349	1.7	147.13		<b>B5/B14</b>	<b>8.9</b>	554	1.1	157.08	<b>B5/B14</b>		
	<b>8.9</b>	373	1.6	157.08		<b>B5/B14</b>	<b>7.4</b>	670	0.9	189.92	<b>B5/B14</b>		
	<b>7.4</b>	451	1.3	189.92		<b>B5/B14</b>							
	<b>6.9</b>	483	1.2	203.55		<b>B5/B14</b>							
	<b>6.1</b>	541	1.1	227.91		<b>B5/B14</b>							
	<b>4.7</b>	700	0.9	294.88	<b>B5/B14</b>								

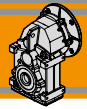
ATS



## Dati tecnici





## Technical data

$P_1$ [kW]	$n_2$ [min <sup>-1</sup> ]	$M_2$ [Nm]	sf	i			$P_1$ [kW]	$n_2$ [min <sup>-1</sup> ]	$M_2$ [Nm]	sf	i			
<b>0.75</b>							<b>1.1</b>							
80B4 (1400 min <sup>-1</sup> )	239	29	6.9	5.87	ATS902	B5/B14	90S4 (1400 min <sup>-1</sup> )	239	42	4.7	5.87	ATS902	B5/B14	
	178	39	6.5	7.87		B5/B14		178	57	4.4	7.87		B5/B14	
	148	47	6.4	9.47		B5/B14		148	68	4.4	9.47		B5/B14	
	121	57	6.2	11.53		B5/B14		121	83	4.2	11.53		B5/B14	
	106	65	5.4	13.26		B5/B14		106	96	3.7	13.26		B5/B14	
	89.3	77	4.5	15.68		B5/B14		89.3	113	3.1	15.68		B5/B14	
	84.0	82	4.3	16.68		B5/B14		84.0	120	2.9	16.68		B5/B14	
	73.3	94	4.3	19.09		B5/B14		73.3	138	2.9	19.09		B5/B14	
	63.7	108	3.7	21.96		B5/B14		63.7	158	2.5	21.96		B5/B14	
	52.8	130	3.1	26.50		B5/B14		52.8	191	2.1	26.50		B5/B14	
	50.7	136	2.9	27.61		B5/B14		50.7	199	2.0	27.61		B5/B14	
	47.2	146	2.7	29.65		B5/B14		47.2	214	1.9	29.65		B5/B14	
	41.8	164	2.4	33.49		B5/B14		41.8	241	1.7	33.49		B5/B14	
	39.0	176	2.3	35.87		B5/B14		39.0	258	1.5	35.87		B5/B14	
	36.6	184	2.2	38.29		B5/B14		36.6	270	1.5	38.29		B5/B14	
	31.9	211	1.9	43.88		B5/B14		31.9	310	1.3	43.88		B5/B14	
	28.5	236	1.7	49.09		B5/B14		28.5	346	1.2	49.09		B5/B14	
	26.6	253	1.6	52.71		B5/B14		26.6	372	1.1	52.71		B5/B14	
	25.2	267	1.5	55.45		B5/B14		25.2	391	1.0	55.45		B5/B14	
	22.1	305	1.3	63.41		B5/B14		66.3	152	3.9	21.10		ATS912	B5/B14
	19.0	354	1.1	73.64		B5/B14		55.6	181	3.3	25.16			B5/B14
	16.0	420	1.0	87.27	B5/B14	54.2	186	3.2	25.81	B5/B14				
	42.8	157	3.8	32.69	ATS912	B5/B14	48.5	204	2.9	28.88	B5/B14			
	37.5	179	3.3	37.30		B5/B14	42.8	231	2.6	32.69	B5/B14			
	35.0	192	3.1	39.98		B5/B14	37.5	263	2.3	37.30	B5/B14			
	31.3	215	2.8	44.73		B5/B14	35.0	282	2.1	39.98	B5/B14			
	27.7	243	2.5	50.53		B5/B14	31.3	315	1.9	44.73	B5/B14			
	24.2	278	2.2	57.77		B5/B14	27.7	356	1.7	50.53	B5/B14			
	20.9	323	1.9	67.09	B5/B14	24.2	407	1.5	57.77	B5/B14				
	17.6	382	1.6	79.52	B5/B14	20.9	473	1.3	67.09	B5/B14				
	17.6	382	1.6	79.52	ATS913	B5/B14	17.6	561	1.1	79.52	B5/B14			
	17.0	396	1.5	82.28		B5/B14	17.0	580	1.0	82.28	ATS913	B5/B14		
	14.9	452	1.3	93.96		B5/B14	14.9	663	0.9	93.96		B5/B14		
13.8	488	1.2	101.41	B5/B14										
11.4	590	1.0	122.61	B5/B14										
10.7	632	0.9	131.41	B5/B14										

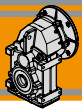


Dati tecnici

Technical data

P <sub>1</sub> [kW]	n <sub>2</sub> [min <sup>-1</sup> ]	M <sub>2</sub> [Nm]	sf	i			P <sub>1</sub> [kW]	n <sub>2</sub> [min <sup>-1</sup> ]	M <sub>2</sub> [Nm]	sf	i		
<b>1.5</b>							<b>2.2</b>						
90L4 (1400 min <sup>-1</sup> )	239	58	3.5	5.87	ATS902	B5/B14	100LA4 (1400 min <sup>-1</sup> )	42.8	461	1.3	32.69	ATS912	B5/B14
	178	77	3.2	7.87		B5/B14		37.5	526	1.1	37.30		B5/B14
	148	93	3.2	9.47		B5/B14		35.0	564	1.1	39.98		B5/B14
	121	113	3.1	11.53		B5/B14		31.3	631	1.0	44.73		B5/B14
	106	130	2.7	13.26		B5/B14							
	89.3	154	2.3	15.68		B5/B14							
	84.0	164	2.1	16.68		B5/B14							
	73.3	188	2.1	19.09		B5/B14							
	63.7	216	1.9	21.96		B5/B14							
	52.8	260	1.5	26.50		B5/B14							
	50.7	271	1.5	27.61	B5/B14								
	47.2	291	1.4	29.65	B5/B14								
	41.8	329	1.2	33.49	B5/B14								
	39.0	352	1.1	35.87	B5/B14								
	36.6	368	1.1	38.29	B5/B14								
	31.9	422	0.9	43.88	B5/B14								
	108.4	127	3.9	12.92	ATS912	B5/B14	100LB4 (1400 min <sup>-1</sup> )	239	115	1.7	5.87	ATS902	B5/B14
	98.0	140	3.6	14.29		B5/B14		178	155	1.6	7.87		B5/B14
	86.2	160	3.1	16.24		B5/B14		148	186	1.6	9.47		B5/B14
	80.5	171	2.9	17.39		B5/B14		121	227	1.5	11.53		B5/B14
70.0	197	3.1	20.01	B5/B14		106		261	1.3	13.26	B5/B14		
66.3	207	2.9	21.10	B5/B14		89.3		308	1.1	15.68	B5/B14		
55.6	247	2.4	25.16	B5/B14		84.0		328	1.1	16.68	B5/B14		
54.2	254	2.4	25.81	B5/B14		73.3		375	1.1	19.09	B5/B14		
48.5	278	2.2	28.88	B5/B14		63.7		431	0.9	21.96	B5/B14		
42.8	314	1.9	32.69	B5/B14		245.0		112	3.1	5.71	ATS912		B5/B14
37.5	359	1.7	37.30	B5/B14	182.7	151	2.3	7.66	B5/B14				
35.0	385	1.6	39.98	B5/B14	158.2	174	2.3	8.85	B5/B14				
31.3	430	1.4	44.73	B5/B14	151.8	181	2.2	9.22	B5/B14				
27.7	486	1.2	50.53	B5/B14	124.7	221	1.8	11.23	B5/B14				
24.2	556	1.1	57.77	B5/B14	117.9	233	1.7	11.87	B5/B14				
				B5/B14	108.4	254	2.0	12.92	B5/B14				
				B5/B14	98.0	281	1.8	14.29	B5/B14				
				B5/B14	86.2	319	1.6	16.24	B5/B14				
				B5/B14	80.5	342	1.5	17.39	B5/B14				
				B5/B14	70.0	393	1.5	20.01	B5/B14				
				B5/B14	66.3	415	1.4	21.10	B5/B14				
				B5/B14	55.6	494	1.2	25.16	B5/B14				
				B5/B14	54.2	507	1.2	25.81	B5/B14				
				B5/B14	48.5	555	1.1	28.88	B5/B14				
				B5/B14	42.8	629	1.0	32.69	B5/B14				
<b>2.2</b>							<b>4.0</b>						
100LA4 (1400 min <sup>-1</sup> )	239	85	2.4	5.87	ATS902	B5/B14	112M4 (1400 min <sup>-1</sup> )	239	154	1.3	5.87	ATS902	B5/B14
	178	113	2.2	7.87		B5/B14		178	206	1.2	7.87		B5/B14
	148	136	2.2	9.47		B5/B14		148	248	1.2	9.47		B5/B14
	121	166	2.1	11.53		B5/B14		121	302	1.2	11.53		B5/B14
	106	191	1.8	13.26		B5/B14		106	347	1.0	13.26		B5/B14
	89.3	226	1.5	15.68		B5/B14		89.3	411	0.9	15.68		B5/B14
	84.0	240	1.5	16.68		B5/B14							
	73.3	275	1.5	19.09		B5/B14							
	63.7	316	1.3	21.96		B5/B14							
	52.8	382	1.0	26.50		B5/B14							
	50.7	398	1.0	27.61	B5/B14								
	47.2	427	0.9	29.65	B5/B14								
	245.0	82	4.3	5.71	ATS912	B5/B14						ATS912	B5/B14
	182.7	110	3.2	7.66		B5/B14	245.0	150	2.3	5.71	B5/B14		
	158.2	128	3.1	8.85		B5/B14	182.7	201	1.7	7.66	B5/B14		
	151.8	133	3.0	9.22		B5/B14	158.2	232	1.7	8.85	B5/B14		
	124.7	162	2.5	11.23		B5/B14	151.8	242	1.7	9.22	B5/B14		
	117.9	171	2.3	11.87		B5/B14	124.7	294	1.4	11.23	B5/B14		
	108.4	186	2.7	12.92		B5/B14	117.9	311	1.3	11.87	B5/B14		
	98.0	206	2.4	14.29		B5/B14	108.4	338	1.5	12.92	B5/B14		
86.2	234	2.1	16.24	B5/B14		98.0	374	1.3	14.29	B5/B14			
80.5	251	2.0	17.39	B5/B14		86.2	425	1.2	16.24	B5/B14			
70.0	288	2.1	20.01	B5/B14	80.5	456	1.1	17.39	B5/B14				
66.3	304	2.0	21.10	B5/B14	70.0	524	1.1	20.01	B5/B14				
55.6	362	1.7	25.16	B5/B14	66.3	553	1.1	21.10	B5/B14				
54.2	372	1.6	25.81	B5/B14	55.6	659	0.9	25.16	B5/B14				
48.5	407	1.5	28.88	B5/B14									

ATS

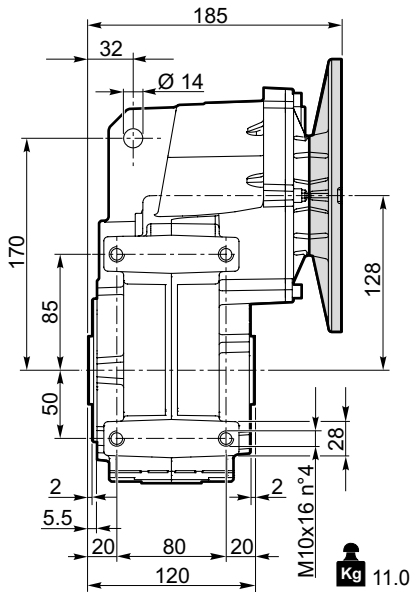


Dimensioni

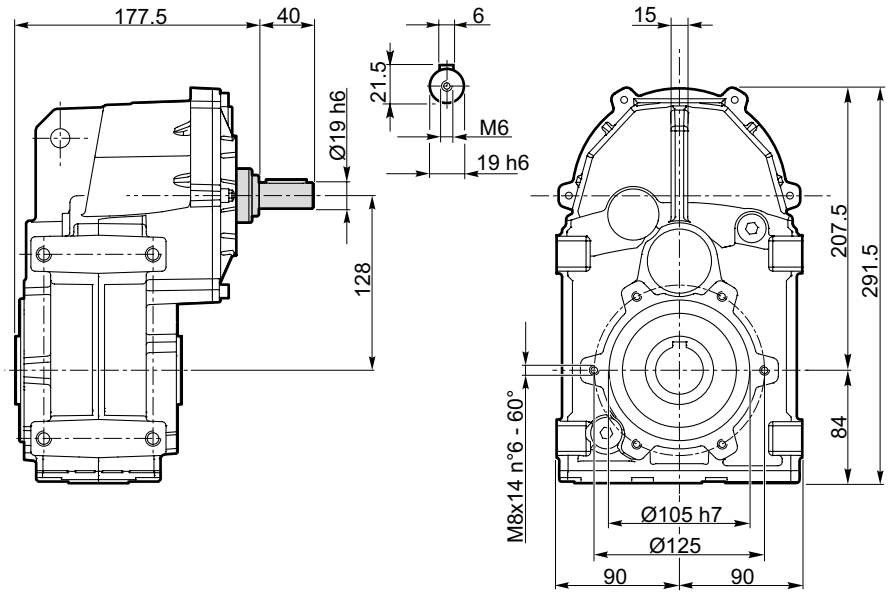
Dimensions

**ATS 902**

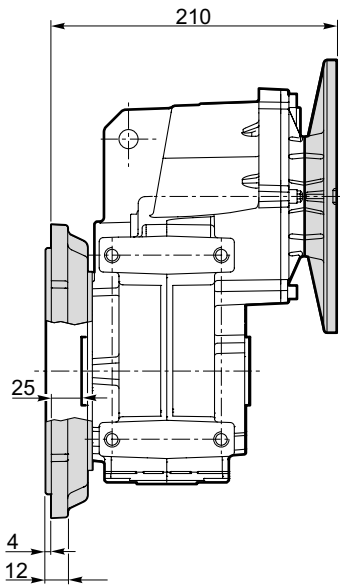
**ATS 902 U..**



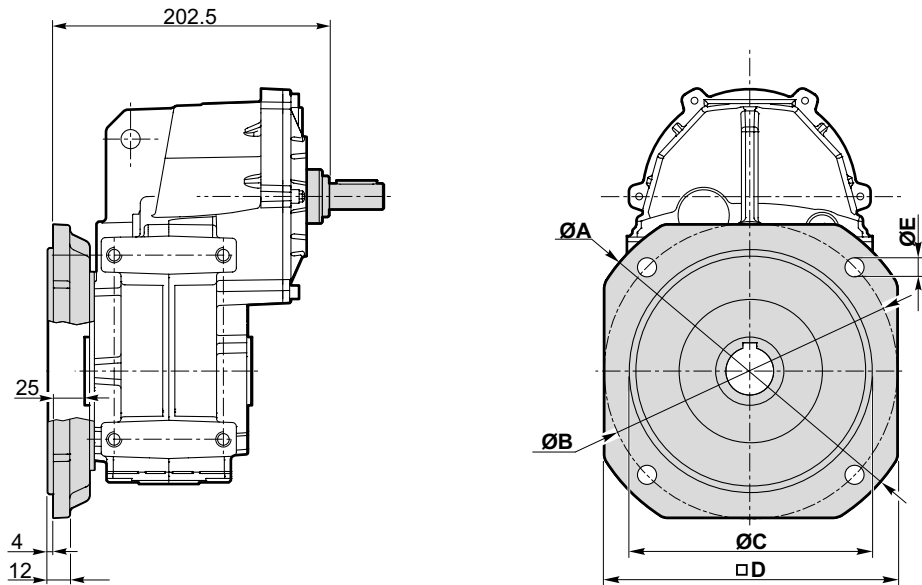
**ATSIS 902 U..**



**ATS 902 F..**



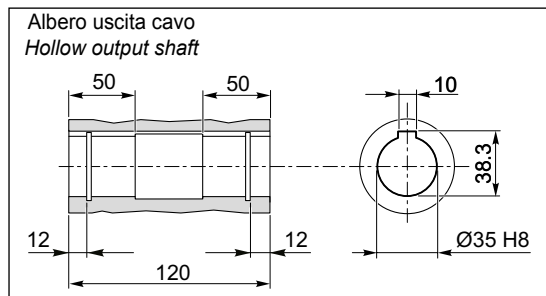
**ATSIS 902 F..**

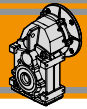


Versione F / F Version

ATS ATSIS	ØA	ØB	ØC f7	□D	ØE	Flangia / Flange	
						Tipo / Type	Peso / Weight [kg]
902	200	165	130	165	11	F200	2
	250	215	180	215	14	F250	3.2

**ATS 902.. D35 - ATSIS 902.. D35**





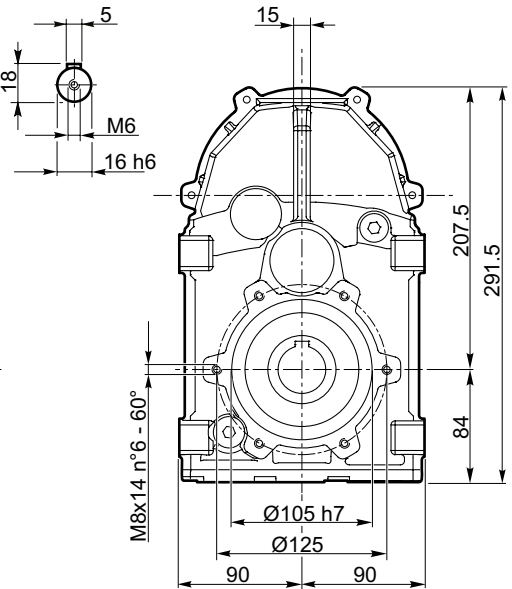
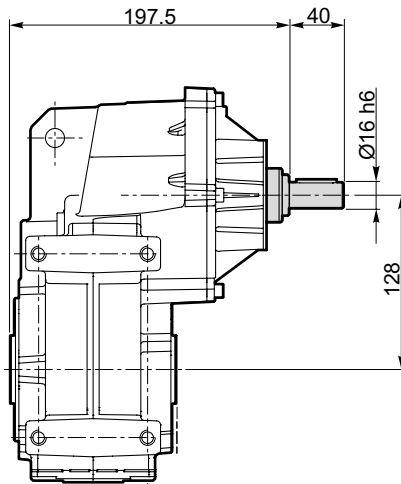
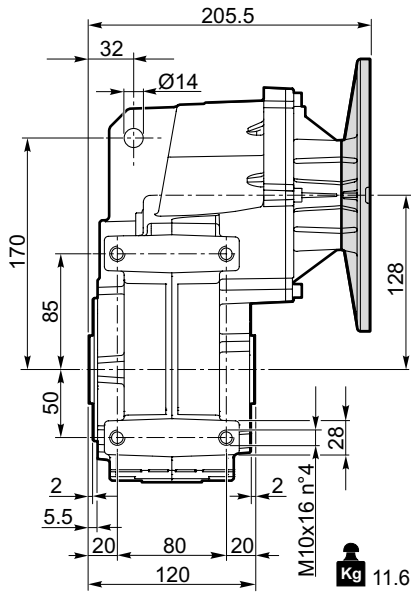
Dimensioni

Dimensions

**ATS 903**

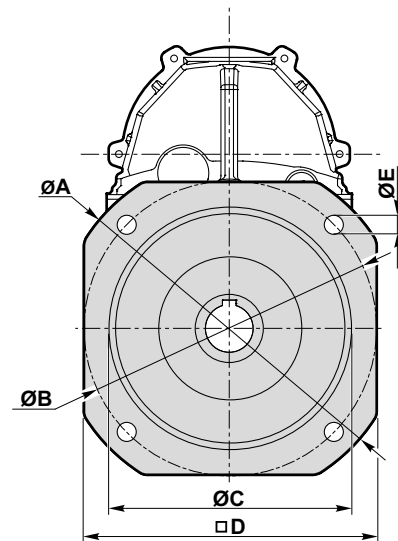
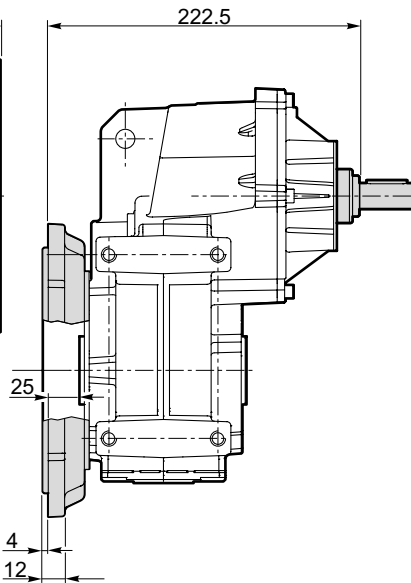
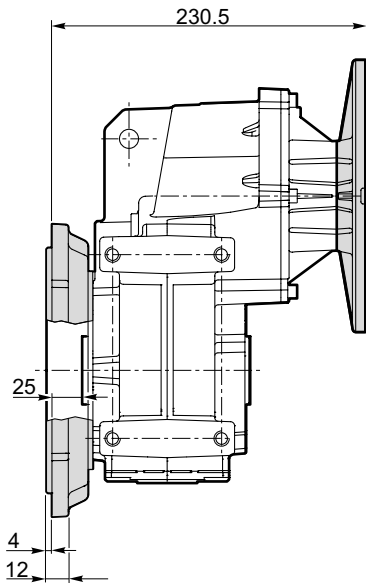
**ATS 903 U..**

**ATSIS 903 U..**



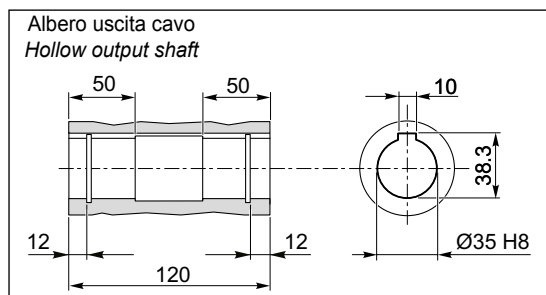
**ATS 903 F..**

**ATSIS 903 F..**

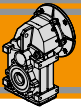


Versione F / F Version							
ATS ATSIS	ØA	ØB	ØC f7	□D	ØE	Flangia / Flange	
						Tipo / Type	Peso / Weight [kg]
903	200	165	130	165	11	F200	2
	250	215	180	215	14	F250	3.2

**ATS 903.. D35 - ATSIS 903.. D35**



ATS

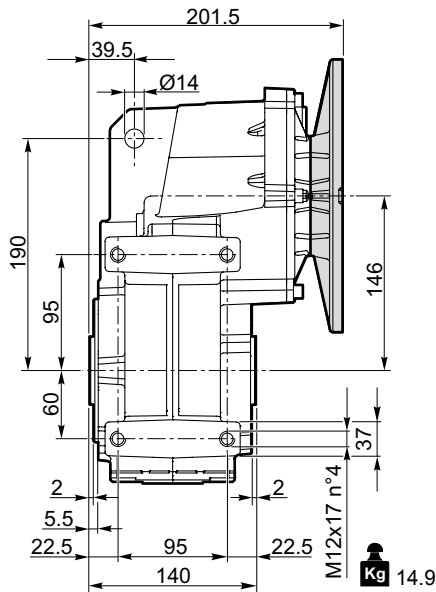


Dimensioni

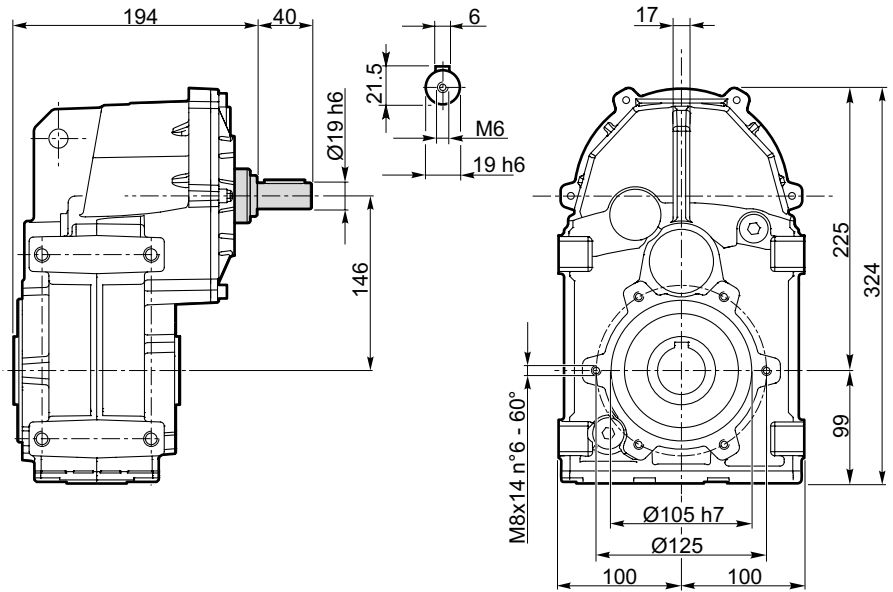
Dimensions

**ATS 912**

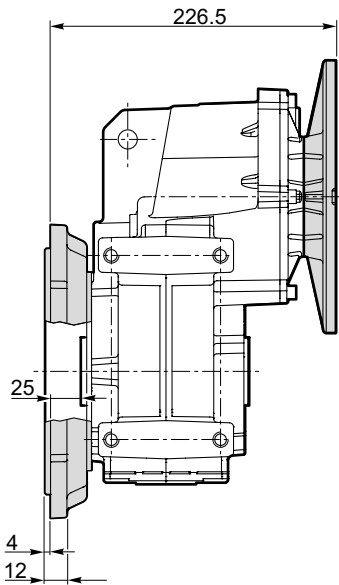
**ATS 912 U..**



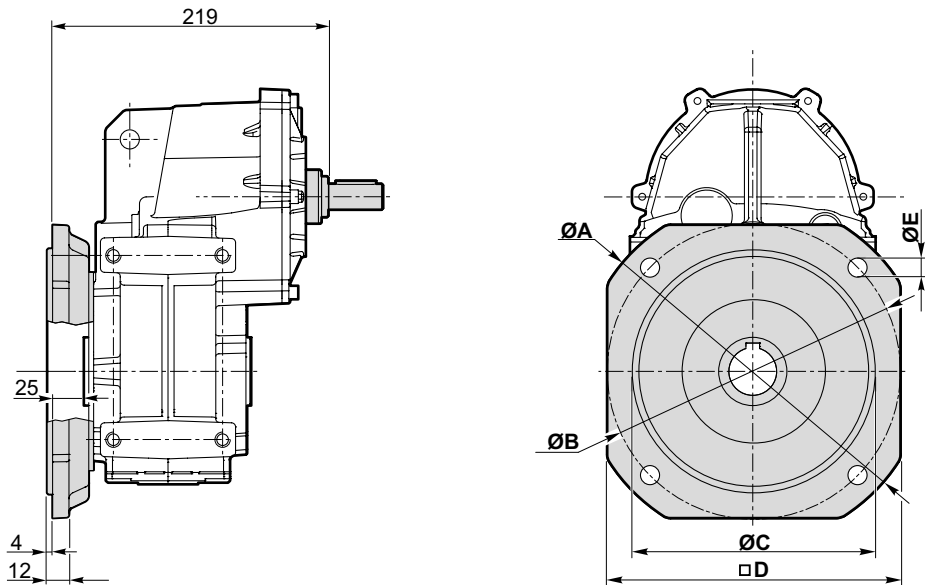
**ATSIS 912 U..**



**ATS 912 F..**



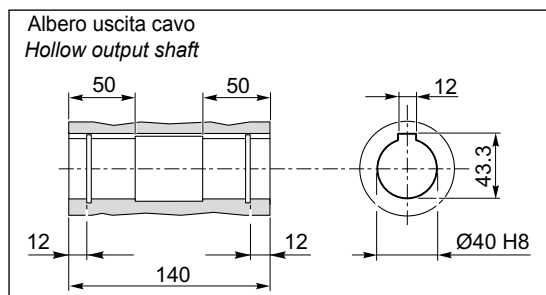
**ATSIS 912 F..**



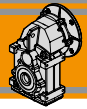
Versione F / F Version

ATS ATSIS	ØA	ØB	ØC f7	□D	ØE	Flangia / Flange	
						Tipo / Type	Peso / Weight [kg]
912	200	165	130	165	11	F200	2
	250	215	180	215	14	F250	3.2

**ATS 912.. D40 - ATSIS 912.. D40**







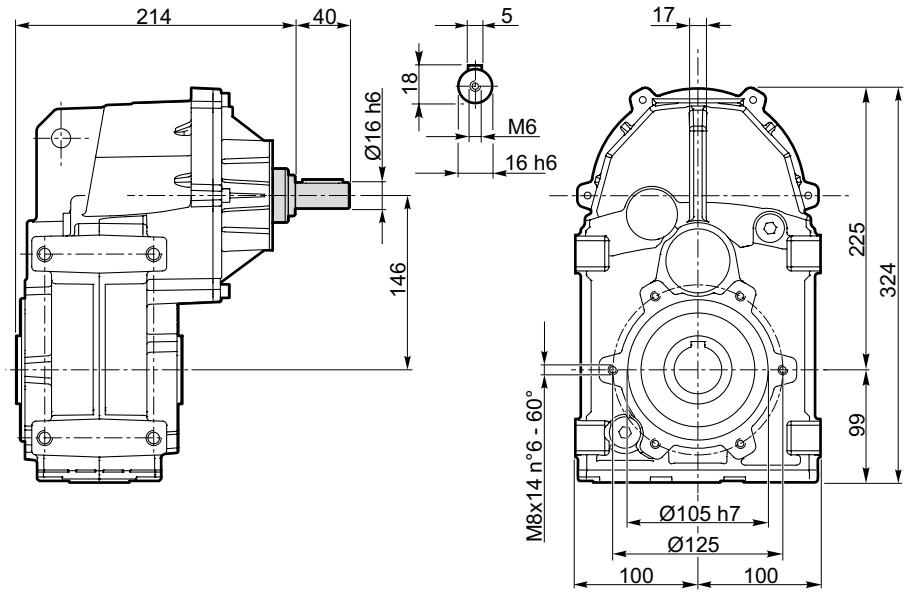
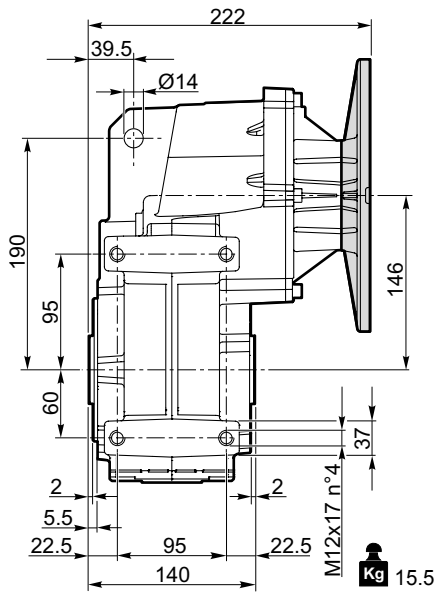
Dimensioni

Dimensions

**ATS 913**

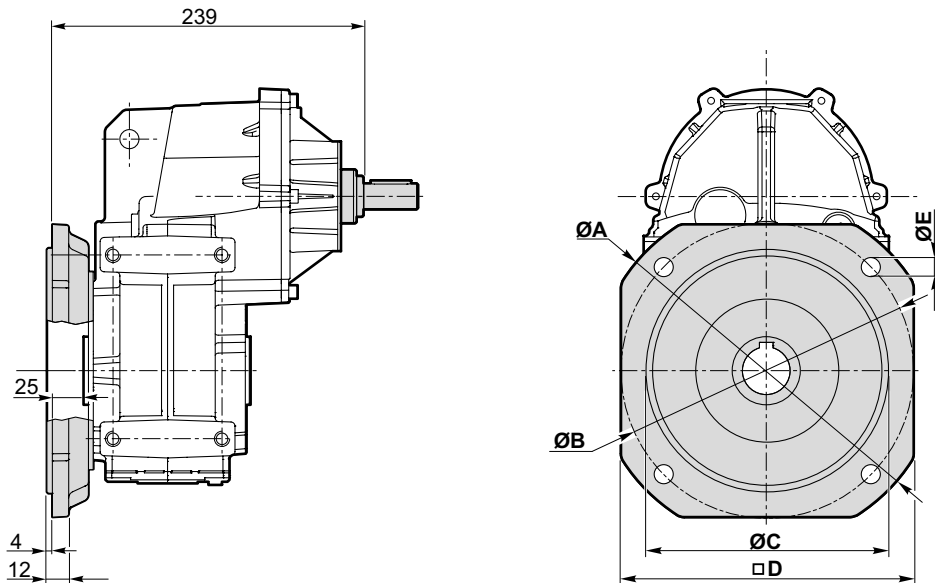
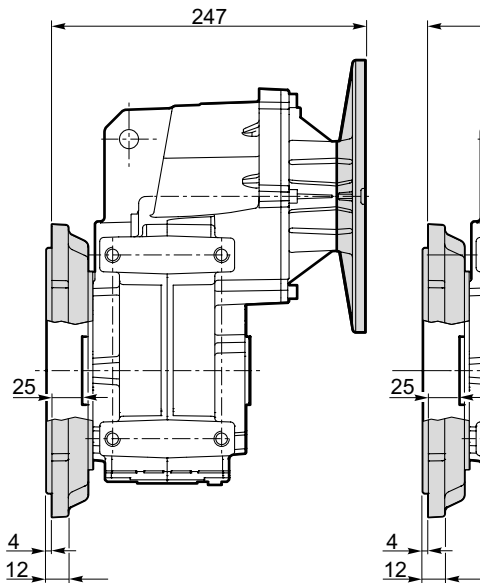
**ATS 913 U..**

**ATSIS 913 U..**



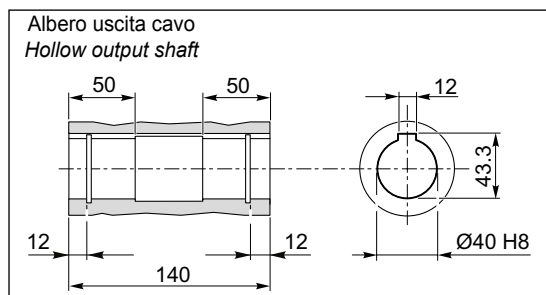
**ATS 913 F..**

**ATSIS 913 F..**

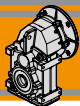


Versione F / F Version							
ATS ATSIS	ØA	ØB	ØC f7	□D	ØE	Flangia / Flange	
						Tipo / Type	Peso / Weight [kg]
913	200	165	130	165	11	F200	2
	250	215	180	215	14	F250	3.2

**ATS 913.. D40 - ATSIS 913.. D40**



ATS



**Accessori**

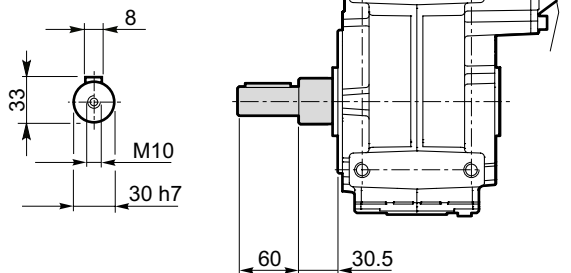
**Accessories**

**Albero lento semplice**

**Single output shaft**

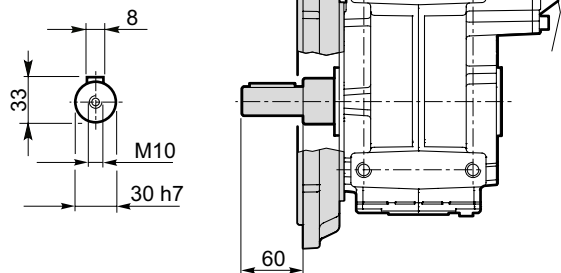
**ATS90... U .. SZ**

**ATSIS90... U .. SZ**



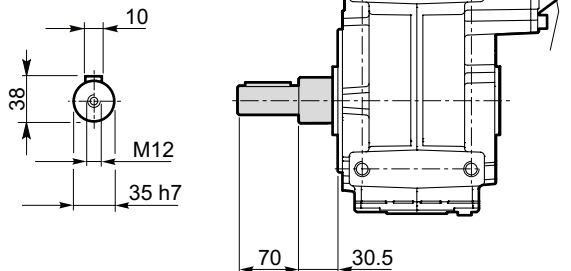
**ATS90... F .. SZ**

**ATSIS90... F .. SZ**



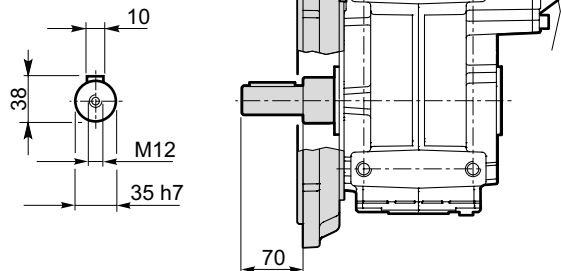
**ATS91... U .. SZ**

**ATSIS91... U .. SZ**



**ATS91... F .. SZ**

**ATSIS91... F .. SZ**

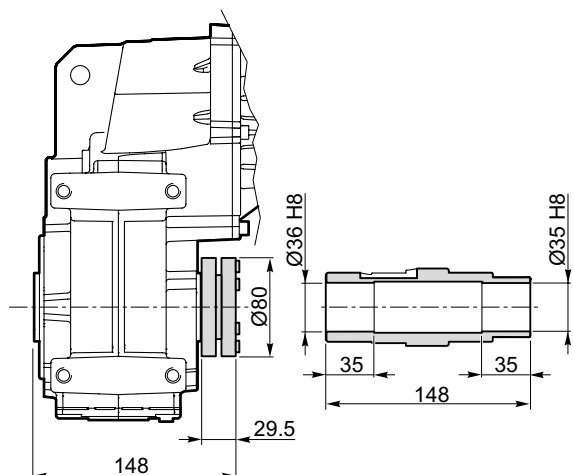


**Albero lento con calettatore**

**Output shaft with shrink disk**

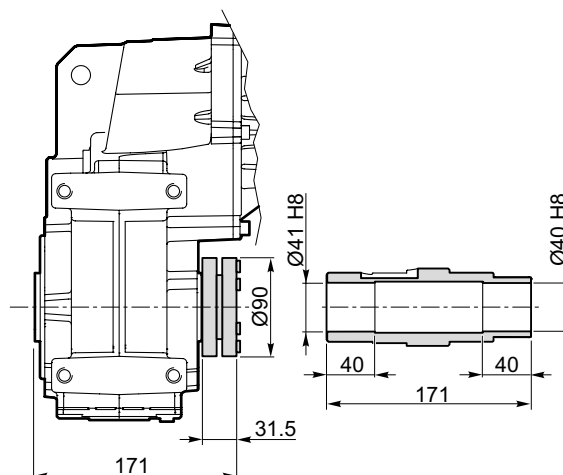
**ATS90... U .. G35**

**ATSIS90... U .. G35**



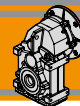
**ATS91... U .. G40**

**ATSIS91... U .. G40**



Kit albero uscita con calettatore disponibile a richiesta:  
per le istruzioni di montaggio riferirsi al nostro Servizio Tecnico.

Output shaft kit with shrink disk available on request:  
for assembly instructions please contact our Technical Service



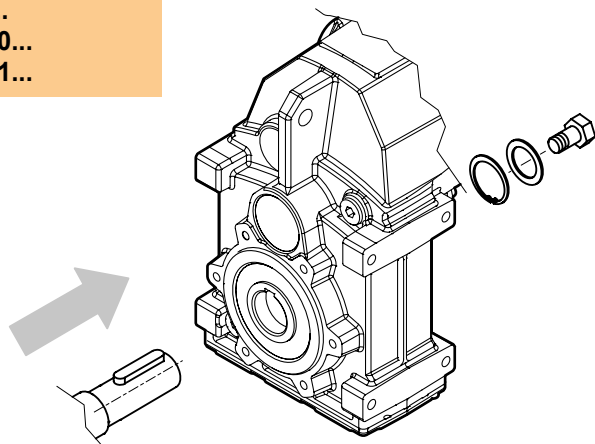
**Accessori**

**Accessories**

**Kit di montaggio albero uscita**

**Output shaft assembly kit**

ATS90...  
ATS91...  
ATSIS90...  
ATSIS91...



Kit di montaggio albero uscita disponibile a richiesta:  
per le istruzioni di montaggio riferirsi al nostro Servizio Tecnico.

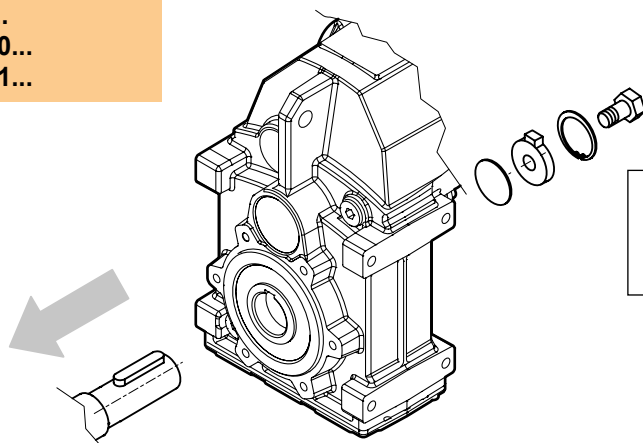
*Output shaft assembly kit available upon request:  
for assembly instructions please contact our Technical Assistance*

ATS

**Kit di smontaggio albero uscita**

**Output shaft disassembly kit**

ATS90...  
ATS91...  
ATSIS90...  
ATSIS91...



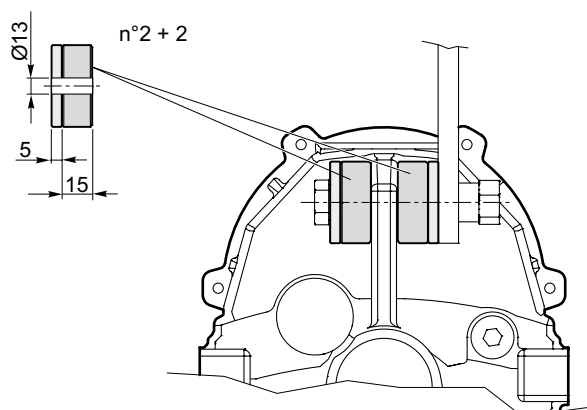
Kit di smontaggio albero uscita disponibile a richiesta:  
per le istruzioni di montaggio riferirsi al nostro Servizio Tecnico.

*Output shaft disassembly kit available upon request:  
for assembly instructions please contact our Technical Assistance*

**Kit braccio di reazione**

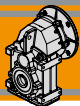
**Torque arm kit**

ATS90...U  
ATS91...U  
ATSIS90...U  
ATSIS91...U



Kit braccio di reazione disponibile a richiesta:  
per le istruzioni di montaggio riferirsi al nostro Servizio Tecnico.

*Torque arm kit available upon request:  
for assembly instructions please contact our Technical Assistance*



**Accessori**

Coperchio di protezione

**Accessories**

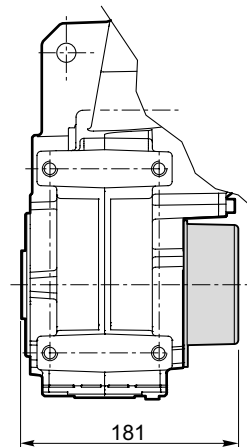
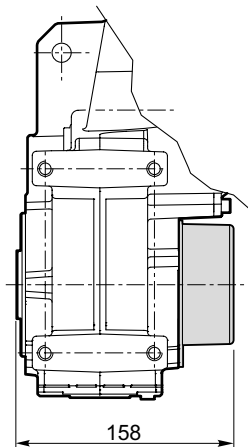
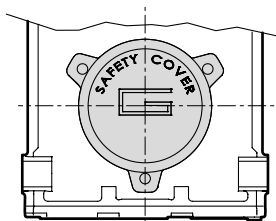
Safety cover

ATS90...

ATSIS90...

ATS91...

ATSIS91...



 **MA TRANSTECNO SAPI DE CV**  
Av. Mundial # 176, Parque Industrial JM  
Apodaca, Nuevo León, C.P. 66600  
MÉXICO  
Tel: +52 8113340920  
info@transtecno.com.mx  
www.transtecno.com.mx

 **TRANSTECNO SRL  
HEADQUARTERS**  
Via Caduti di Sabbiuno, 11 D/E  
40011 Anzola Emilia (BO) - ITALY  
Tel. +39.051.6425811  
Fax +39.051.734943  
sales@transtecno.com  
www.transtecno.com

 **HANGZHOU TRANSTECNO  
POWER TRANSMISSIONS CO; LTD**  
Changlian Road, Fengdu industry zone,  
Pingyao town Yuhang area,  
Hangzhou, 311115 - CHINA  
Tel. +86.571.86920260  
Fax +86.571.86921810  
info-china@transtecno.com  
www.transtecno.cn

 **BRANCH**  
Via Ferrari, 27/11  
41043 Fraz. Corlo,  
Formigine (MO) - ITALY  
Tel. +39.059.557522  
Fax +39.059.557439  
sales@transtecno.com  
www.transtecno.com



 **SALES OFFICE BRAZIL**  
Rua Dr. Freire Alemão 155 / 402  
CEP. 90450-060 Auxiliadora Porto Alegre-RS-BRAZIL  
Tel. +55.51.3251.5447  
Fax +55.51.3251.5447  
Mobile +55 51 811 45 962  
braziloffice@transtecno.com  
www.transtecno.com.br

 **TRANSTECNO B.V.**  
De Stuwdam 43 ind. terrein Wieken/Vinkenhoef  
3815 KM Amersfoort - THE NETHERLANDS  
Tel. +31.(0)33.4519505  
Fax +31.(0)33.4519506  
info@transtecno.nl  
www.transtecno.nl

 **SALES OFFICE GUANGZHOU**  
Room 401A, LeTian Building, No.188 TangAn Road,  
Tianhe District, Guangzhou City, 510665 - CHINA  
Tel. + 86 20 38776057  
Fax + 86 20 38776127  
guangzhouoffice@transtecno.com

 **SALES OFFICE FRANCE**  
12 Impasse des Mûriers 38300 Ruy - FRANCE  
Tel. +33 (0) 6 85 12 09 87  
Fax - Italy +39 051 733904  
franceoffice@transtecno.com  
www.transtecno.fr

 **SALES OFFICE INDIA**  
A/10, Anagha, S.N Road, Mulund (W),  
Mumbai, 400080 - INDIA  
Fax - Italy +39 051 733904  
Mobile +91 9820614698  
indiaoffice@transtecno.com

 **SALES OFFICE EASTERN EUROPE**  
St. Magnolienweg 4  
D-31860 Emmerthal - GERMANY  
Tel: + 49 (0) 5151 963076  
Fax: + 49 (0) 5151 963076  
Mobile + 49 (0)1 72 4 04 49 07  
emeoffice@transtecno.com

 **SALES OFFICE SOUTH KOREA**  
D-304 Songdo BRC Smart Valley 30,  
Songdomirae-ro, Yeonsu-gu, Incheon, 406-840,  
KOREA  
Tel. +82 (0) 70 8288 2107  
Fax. +82-32-815-2107  
Mobile +82 10 5094 2107  
koreaoffice@transtecno.com  
www.transtecno.co.kr

 **SALES OFFICE OCEANIA**  
Unit 11, 5-27 Wallace Ave Point Cook 3030  
Victoria - AUSTRALIA  
Tel. +61.03.9369.9774  
Fax +61.03.9369.9775  
Mobile +61.0438.060.997  
oceaniaoffice@transtecno.com  
www.transtecno.com.au

  
**TRANSTECNO®**  
THE MODULAR GEARMOTOR  
[www.transtecno.com](http://www.transtecno.com)